



# Videocard Benchmarks

Over 1,000,000 Video Cards Benchmarked

## Video Card List

Below is an alphabetical list of all Video Card types that appear in the charts. Clicking on a specific Video Card will take you to the chart it appears in and will highlight it for you.


 VIDEO CARD

 High End

High Mid Range


Low Mid Range


Low End

 Best Value


Common

Market Share

 Compare <sup>0</sup>

 Video Card Mega List

Search Model

 GPU Compute

Video Card Chart

Power Performance  
Video Card Chart

2D Graphics  
Video Card List

### Single Video Card

Find Videocard

Videocard Name	Passmark G3D Mark (higher is better)	Rank (lower is better)	Videocard Value (higher is better)	Price (USD)
<a href="#">256MB DDR Radeon 9800 XT</a>	37	2255	NA	NA
<a href="#">7900 MOD - Radeon HD 6520G</a>	610	1418	NA	NA
<a href="#">7900 MOD - Radeon HD 6550D</a>	892	1153	NA	NA
<a href="#">A6 Micro-6500T Quad-Core APU with RadeonR4</a>	220	1825	NA	NA
<a href="#">A10-8Q</a>	7041	281	NA	NA
<a href="#">A16</a>	5597	335	NA	NA
<a href="#">ABIT Siluro T400</a>	3	2451	NA	NA
<a href="#">ALL-IN-WONDER 9000</a>	4	2418	NA	NA
<a href="#">ALL-IN-WONDER 9800</a>	23	2324	NA	NA
<a href="#">ALL-IN-WONDER RADEON 8500DV</a>	5	2403	NA	NA
<a href="#">ALL-IN-WONDER X800 GT</a>	84	2095	NA	NA
<a href="#">All-in-Wonder X1800XL</a>	30	2295	NA	NA
<a href="#">All-in-Wonder X1900</a>	127	1965	NA	NA
<a href="#">AMD Ryzen Z1 Extreme</a>	6566	300	NA	NA
<a href="#">AMIGAMERLIN 3.1-R1 For Voodoo 4 4500 PCI</a>	3	2476	NA	NA
<a href="#">ASUS A7000</a>	9	2364	NA	NA
				NA
				NA

Videocard Name	Passmark G3D Mark (higher is better)	Rank (lower is better)	Videocard Value (higher is better)	Price (USD)
<u>ASUS GTX 980 Ti ME II OC Edition</u>	125	1000	NA	NA
<u>ASUS V9520-X V62.11</u>	7	2375	NA	NA
<u>B8DKMDAP</u>	4557	416	NA	NA
<u>Barco MXRT 1450</u>	205	1848	NA	NA
<u>Barco MXRT 2600</u>	900	1147	<a href="#">4.52</a>	<a href="#">\$199.00*</a>
<u>Barco MXRT 5400</u>	1161	1007	<a href="#">5.72</a>	<a href="#">\$203.00*</a>
<u>Barco MXRT 5450</u>	1079	1041	<a href="#">5.40</a>	<a href="#">\$199.99*</a>
<u>Barco MXRT 5500</u>	2701	587	<a href="#">9.04</a>	<a href="#">\$299.00*</a>
<u>Barco MXRT 5600</u>	2465	625	<a href="#">3.50</a>	<a href="#">\$704.00*</a>
<u>Barco MXRT 7100</u>	180	1873	NA	NA
<u>Barco MXRT 7400</u>	900	1146	<a href="#">9.10</a>	<a href="#">\$99.00*</a>
<u>Barco MXRT 7500</u>	3753	473	<a href="#">12.55</a>	<a href="#">\$299.00*</a>
<u>Barco MXRT 7600</u>	4943	393	<a href="#">8.20</a>	<a href="#">\$602.59*</a>
<u>BASICDISPLAY</u>	69	2142	NA	NA
<u>Citrix Indirect Display Adapter</u>	4446	426	NA	NA
<u>CONNECT 3D RADEON X300</u>	36	2261	NA	NA
<u>Custom GPU 0405</u>	2803	572	NA	NA
<u>Dell 8100</u>	2	2502	<a href="#">0.00</a>	<a href="#">\$999.11*</a>
<u>Dell 8200</u>	4	2439	NA	NA
<u>Diamond X1300-PCIE 256MB</u>	70	2140	NA	NA
<u>EAH5450</u>	134	1951	<a href="#">1.22</a>	<a href="#">\$109.99*</a>
<u>EIZO Quadro MED-XN51LP</u>	5048	384	NA	NA
<u>Embedded Radeon E9173</u>	1806	801	NA	NA
<u>Eng Sample: 100-000000261-50_Y</u>	2859	559	NA	NA
<u>Extreme AX850 PRO</u>	120	1986	NA	NA
<u>FireGL T2-128</u>	30	2292	NA	NA
<u>FireGL V3100</u>	52	2190	NA	NA
<u>FireGL V3200</u>	84	2092	NA	NA
<u>FireGL V3300</u>	70	2137	NA	NA
<u>FireGL V3350</u>	68	2148	NA	NA
<u>FireGL V3400</u>	103	2044	NA	NA
<u>FireGL V3600</u>	179	1874	<a href="#">1.12</a>	<a href="#">\$160.99*</a>
Videocard Name	Passmark G3D Mark (higher is better)	Rank (lower is better)	Videocard Value (higher is better)	
				<a href="#">\$114.96*</a>
				<a href="#">\$133.40*</a>

Videocard Name	Passmark G3D Mark (higher is better)	Rank (lower is better)	Videocard Value (higher is better)	Price (USD)
<a href="#">FireGL V7000</a>	71	2131	<a href="#">0.22</a>	<a href="#">\$328.67*</a>
<a href="#">FireGL V7100</a>	71	2131	<a href="#">0.22</a>	<a href="#">\$328.67*</a>
<a href="#">FireGL V7200</a>	116	1999	NA	NA
<a href="#">FireGL V7300</a>	128	1962	<a href="#">0.11</a>	<a href="#">\$1,189.99*</a>
<a href="#">FireGL V7350</a>	110	2023	<a href="#">0.93</a>	<a href="#">\$119.42*</a>
<a href="#">FireGL V7600</a>	615	1414	NA	NA
<a href="#">FireGL V7700</a>	660	1357	<a href="#">9.43</a>	<a href="#">\$69.99*</a>
<a href="#">FireGL V8600</a>	838	1186	NA	NA
<a href="#">FireGL V8650</a>	550	1501	<a href="#">1.84</a>	<a href="#">\$298.99*</a>
<a href="#">FireGL X1</a>	59	2175	NA	NA
<a href="#">FireMV 2200 PCI</a>	1	2518	NA	NA
<a href="#">FireMV 2200 PCIe</a>	36	2263	<a href="#">0.40</a>	<a href="#">\$89.99*</a>
<a href="#">FireMV 2250</a>	45	2219	<a href="#">0.44</a>	<a href="#">\$104.00*</a>
<a href="#">FireMV 2260</a>	117	1995	<a href="#">1.33</a>	<a href="#">\$88.08*</a>
<a href="#">FireMV 2400 PCIe</a>	11	2357	NA	NA
<a href="#">FireMV 2450</a>	73	2125	NA	NA
<a href="#">FirePro 3D V3700</a>	178	1877	<a href="#">2.10</a>	<a href="#">\$84.99*</a>
<a href="#">FirePro 3D V3750</a>	341	1709	<a href="#">6.71</a>	<a href="#">\$50.88*</a>
<a href="#">FirePro 3D V3800</a>	472	1593	<a href="#">3.15</a>	<a href="#">\$149.99*</a>
<a href="#">FirePro 3D V4800</a>	853	1172	<a href="#">5.33</a>	<a href="#">\$159.99*</a>
<a href="#">FirePro 3D V5700</a>	546	1505	<a href="#">1.71</a>	<a href="#">\$319.99*</a>
<a href="#">FirePro 3D V5800</a>	1231	977	<a href="#">6.04</a>	<a href="#">\$204.00*</a>
<a href="#">FirePro 3D V7750</a>	545	1509	<a href="#">1.56</a>	<a href="#">\$350.00*</a>
<a href="#">FirePro 3D V7800</a>	1867	778	<a href="#">3.11</a>	<a href="#">\$599.99*</a>
<a href="#">FirePro 3D V8700</a>	1206	986	<a href="#">7.09</a>	<a href="#">\$170.07*</a>
<a href="#">FirePro 3D V8750</a>	1271	961	<a href="#">1.03</a>	<a href="#">\$1,230.99*</a>
<a href="#">FirePro 3D V8800</a>	2437	629	<a href="#">5.74</a>	<a href="#">\$424.99*</a>
<a href="#">FirePro 3D V9800</a>	2811	568	<a href="#">1.13</a>	<a href="#">\$2,499.00*</a>
<a href="#">FirePro 2260</a>	112	2013	NA	NA
<a href="#">FirePro 2270</a>	142	1925	<a href="#">1.06</a>	<a href="#">\$134.00*</a>
<a href="#">FirePro 2450</a>	51	2199	<a href="#">0.57</a>	<a href="#">\$89.99*</a>
<a href="#">FirePro 2460</a>	170	1887	<a href="#">2.03</a>	<a href="#">\$83.99*</a>
<a href="#">FirePro M2000</a>	424	1641	NA	NA
<a href="#">FirePro M4000</a>	1612	856	<a href="#">22.14</a>	<a href="#">\$72.83*</a>
				NA

Videocard Name	Passmark G3D Mark (higher is better)	Rank (lower is better)	Videocard Value (higher is better)	Price (USD)
<a href="#">FirePro M1100</a>	1000	1000	NA	NA
<a href="#">FirePro M4150</a>	928	1126	NA	NA
<a href="#">FirePro M4170</a>	1119	1019	NA	NA
<a href="#">FirePro M5100</a>	2102	711	NA	NA
<a href="#">FirePro M5100 FireGL V</a>	1839	789	NA	NA
<a href="#">FirePro M5950</a>	1314	948	NA	NA
<a href="#">FirePro M6000</a>	1820	796	<a href="#">5.58</a>	<a href="#">\$325.99*</a>
<a href="#">FirePro M6000 Mobility Pro</a>	1712	826	NA	NA
<a href="#">FirePro M6100</a>	2122	704	NA	NA
<a href="#">FirePro M6100 FireGL V</a>	2847	561	NA	NA
<a href="#">FirePro M7740</a>	665	1353	NA	NA
<a href="#">FirePro M40003</a>	1364	934	NA	NA
Videocard Name	Passmark G3D Mark (higher is better)	Rank (lower is better)	Videocard Value (higher is better)	Price (USD)
<a href="#">FirePro R5000</a>	2646	594	<a href="#">24.06</a>	<a href="#">\$109.99*</a>
<a href="#">FirePro RG220</a>	335	1717	<a href="#">0.52</a>	<a href="#">\$650.18*</a>
<a href="#">FirePro S7000</a>	4523	418	<a href="#">18.35</a>	<a href="#">\$246.54*</a>
<a href="#">FirePro S7150</a>	2726	580	<a href="#">1.61</a>	<a href="#">\$1,697.99*</a>
<a href="#">FirePro S9000</a>	5059	382	NA	NA
<a href="#">FirePro S9050</a>	4901	395	NA	NA
<a href="#">FirePro S10000</a>	4768	404	NA	NA
<a href="#">FirePro V3800</a>	320	1733	<a href="#">2.57</a>	<a href="#">\$124.99*</a>
<a href="#">FirePro V3900</a>	649	1370	<a href="#">2.72</a>	<a href="#">\$238.44*</a>
<a href="#">FirePro V4900</a>	987	1087	<a href="#">6.59</a>	<a href="#">\$149.99*</a>
<a href="#">FirePro V5700</a>	464	1602	<a href="#">2.47</a>	<a href="#">\$188.06*</a>
<a href="#">FirePro V5800</a>	1175	1002	<a href="#">22.18</a>	<a href="#">\$53.00*</a>
<a href="#">FirePro V5900</a>	1269	962	<a href="#">14.77</a>	<a href="#">\$86.00*</a>
<a href="#">FirePro V7000</a>	3161	534	NA	NA
<a href="#">FirePro V7800</a>	2028	730	<a href="#">10.68</a>	<a href="#">\$190.00*</a>
<a href="#">FirePro V7900</a>	2304	665	<a href="#">12.13</a>	<a href="#">\$190.00*</a>
<a href="#">FirePro V8700</a>	1538	882	<a href="#">9.75</a>	<a href="#">\$157.88*</a>
<a href="#">FirePro V8800</a>	2280	671	<a href="#">11.52</a>	<a href="#">\$198.00*</a>
<a href="#">FirePro V9800</a>	2726	581	<a href="#">5.75</a>	<a href="#">\$474.00*</a>
<a href="#">FirePro W600</a>	1661	836	<a href="#">4.00</a>	<a href="#">\$414.99*</a>
				<a href="#">\$59.00*</a>
				<a href="#">\$184.00*</a>



Videocard Name	Passmark G3D Mark (higher is better)	Rank (lower is better)	Videocard Value (higher is better)	Price (USD)
<a href="#">FirePro W4100M</a>	1183	997	NA	NA
<a href="#">FirePro W4300</a>	2834	566	<a href="#">11.81</a>	<a href="#">\$239.99*</a>
<a href="#">FirePro W5000</a>	2973	550	<a href="#">16.16</a>	<a href="#">\$184.00*</a>
<a href="#">FirePro W5100</a>	2987	548	<a href="#">23.71</a>	<a href="#">\$125.99*</a>
<a href="#">FirePro W5130M</a>	1409	924	NA	NA
<a href="#">Firepro W5170M</a>	1744	814	NA	NA
<a href="#">FirePro W6150M</a>	2358	648	NA	NA
<a href="#">FirePro W7000</a>	4270	439	<a href="#">15.36</a>	<a href="#">\$278.05*</a>
<a href="#">FirePro W7000 Adapter</a>	4359	431	NA	NA
<a href="#">FirePro W7100</a>	5303	360	<a href="#">13.62</a>	<a href="#">\$389.30*</a>
<a href="#">FirePro W7170M</a>	3161	535	NA	NA
<a href="#">FirePro W8000</a>	4095	447	<a href="#">7.15</a>	<a href="#">\$573.00*</a>
<a href="#">FirePro W8100</a>	7279	275	<a href="#">10.34</a>	<a href="#">\$704.00*</a>
<a href="#">FirePro W9000</a>	6138	317	<a href="#">7.26</a>	<a href="#">\$845.00*</a>
<a href="#">FirePro W9100</a>	7956	250	<a href="#">4.60</a>	<a href="#">\$1,729.99*</a>
<a href="#">FireStream 9170</a>	647	1372	NA	NA
<a href="#">FireStream 9250</a>	1164	1005	NA	NA
<a href="#">FireStream 9270</a>	1341	942	NA	NA
<a href="#">FireStream 9370</a>	2528	616	NA	NA
<a href="#">GeCube RADEON 7000</a>	8	2366	NA	NA
<a href="#">GeForce2 Go</a>	4	2443	NA	NA
<a href="#">GeForce2 GTS/GeForce2 Pro</a>	3	2448	NA	NA
<a href="#">GeForce2 Integrated GPU</a>	4	2438	NA	NA
<a href="#">GeForce2 MX</a>	2	2488	NA	NA
<a href="#">GeForce2 MX 100/200</a>	3	2472	NA	NA
<a href="#">GeForce2 MX with DVI-D and TV-out</a>	4	2422	NA	NA
Videocard Name	Passmark G3D Mark (higher is better)	Rank (lower is better)	Videocard Value (higher is better)	Price (USD)
<a href="#">GeForce2 MX with TV Out</a>	2	2496	NA	NA
<a href="#">GeForce2 MX/MX 400</a>	3	2450	NA	NA
<a href="#">GeForce2 Ti</a>	4	2430	NA	NA
<a href="#">GeForce2 Ultra</a>	6	2388	NA	NA
<a href="#">GeForce3</a>	4	2419	NA	NA
				NA
				NA

Videocard Name	Passmark G3D Mark (higher is better)	Rank (lower is better)	Videocard Value (higher is better)	Price (USD)
<u>GeForce4 420 Go</u>	5	2408	NA	NA
<u>GeForce4 420 Go 32M</u>	5	2408	NA	NA
<u>GeForce4 440</u>	4	2416	NA	NA
<u>GeForce4 440 Go</u>	3	2456	NA	NA
<u>GeForce4 440 Go 64M</u>	5	2394	NA	NA
<u>GeForce4 448 Go</u>	5	2405	NA	NA
<u>GeForce4 4200 Go</u>	3	2449	NA	NA
<u>GeForce4 MX 420</u>	4	2423	NA	NA
<u>GeForce4 MX 440</u>	4	2433	NA	NA
<u>GeForce4 MX 440 with AGP8X</u>	4	2420	NA	NA
<u>GeForce4 MX 440SE</u>	4	2432	NA	NA
<u>GeForce4 MX 460</u>	4	2442	NA	NA
<u>GeForce4 MX 4000</u>	4	2436	NA	NA
<u>GeForce4 MX Integrated GPU</u>	6	2386	NA	NA
<u>GeForce4 Ti 4200</u>	5	2404	NA	NA
<u>GeForce4 Ti 4400</u>	7	2379	NA	NA
<u>GeForce4 Ti 4600</u>	5	2406	<a href="#">0.10</a>	<a href="#">\$53.99*</a>
<u>GeForce4 Ti 4800</u>	5	2396	NA	NA
<u>GeForce4 Ti 4800 SE</u>	6	2382	NA	NA
<u>GeForce9400M</u>	105	2034	NA	NA
<u>GeForce 205</u>	126	1968	NA	NA
<u>GeForce 210</u>	109	2028	<a href="#">2.02</a>	<a href="#">\$54.15*</a>
<u>GeForce 240M GT</u>	319	1735	NA	NA
<u>GeForce 256</u>	5	2414	<a href="#">0.12</a>	<a href="#">\$42.04*</a>
<u>GeForce 305M</u>	150	1910	NA	NA
<u>GeForce 310</u>	119	1987	<a href="#">1.10</a>	<a href="#">\$108.35*</a>
<u>GeForce 310M</u>	110	2022	NA	NA
<u>GeForce 315</u>	158	1898	<a href="#">4.80</a>	<a href="#">\$32.99*</a>
<u>GeForce 315M</u>	115	2003	NA	NA
<u>GeForce 320M</u>	209	1841	NA	NA
<u>GeForce 405</u>	120	1985	<a href="#">4.89</a>	<a href="#">\$24.64*</a>
<u>GeForce 410M</u>	257	1790	NA	NA
<u>GeForce 505</u>	118	1992	<a href="#">1.03</a>	<a href="#">\$115.06*</a>
<u>GeForce 510</u>	259	1787	<a href="#">3.71</a>	<a href="#">\$69.99*</a>
				<a href="#">\$136.83*</a>

Videocard Name	Passmark G3D Mark (higher is better)	Rank (lower is better)	Videocard Value (higher is better)	Price (USD)
<u>GeForce 610M</u>	545	1507	NA	NA
<u>GeForce 615</u>	545	1507	NA	NA
<u>GeForce 705M</u>	455	1617	NA	NA
<u>GeForce 710A</u>	475	1587	NA	NA
<u>GeForce 710M</u>	463	1605	NA	NA
<u>GeForce 720A</u>	614	1415	NA	NA
<u>GeForce 730A</u>	771	1246	NA	NA
Videocard Name	Passmark G3D Mark (higher is better)	Rank (lower is better)	Videocard Value (higher is better)	Price (USD)
<u>GeForce 770M</u>	3245	521	<a href="#">18.34</a>	<a href="#">\$176.99*</a>
<u>GeForce 800A</u>	476	1585	NA	NA
<u>GeForce 800M</u>	457	1614	NA	NA
<u>GeForce 810A</u>	622	1404	NA	NA
<u>GeForce 810M</u>	408	1653	NA	NA
<u>GeForce 820A</u>	555	1492	NA	NA
<u>GeForce 820M</u>	501	1559	NA	NA
<u>GeForce 825M</u>	783	1234	NA	NA
<u>GeForce 830A</u>	1138	1012	NA	NA
<u>GeForce 830M</u>	1009	1076	NA	NA
<u>GeForce 840A</u>	1179	999	NA	NA
<u>GeForce 840M</u>	1085	1038	NA	NA
<u>GeForce 845M</u>	1506	893	NA	NA
<u>GeForce 910M</u>	601	1432	NA	NA
<u>GeForce 920A</u>	846	1183	NA	NA
<u>GeForce 920M</u>	723	1298	NA	NA
<u>GeForce 920MX</u>	1078	1043	NA	NA
<u>GeForce 930A</u>	1267	963	NA	NA
<u>GeForce 930M</u>	1012	1074	NA	NA
<u>GeForce 930MX</u>	1293	957	NA	NA
<u>GeForce 940A</u>	1106	1027	NA	NA
<u>GeForce 940M</u>	1123	1017	NA	NA
<u>GeForce 940MX</u>	1513	890	NA	NA
<u>GeForce 945A</u>	1852	785	NA	NA
<u>GeForce 945M</u>	2107	708	NA	NA
				NA
				NA

Videocard Name	Passmark G3D Mark (higher is better)	Rank (lower is better)	Videocard Value (higher is better)	Price (USD)
<u>GeForce 6100 nForce 405</u>	26	2305	NA	NA
<u>GeForce 6100 nForce 420</u>	25	2312	NA	NA
<u>GeForce 6100 nForce 430</u>	23	2326	NA	NA
<u>GeForce 6150</u>	21	2329	<a href="#">0.07</a>	<a href="#">\$329.00*</a>
<u>GeForce 6150 LE</u>	33	2279	NA	NA
<u>GeForce 6150SE</u>	24	2317	NA	NA
<u>GeForce 6150SE nForce 430</u>	30	2293	NA	NA
<u>GeForce 6200</u>	37	2257	<a href="#">0.37</a>	<a href="#">\$99.99*</a>
<u>GeForce 6200 A-LE</u>	32	2287	NA	NA
<u>GeForce 6200 LE</u>	29	2299	<a href="#">0.70</a>	<a href="#">\$41.24*</a>
<u>GeForce 6200 TurboCache</u>	53	2189	NA	NA
<u>GeForce 6200A</u>	3	2459	<a href="#">0.07</a>	<a href="#">\$54.99*</a>
<u>GeForce 6200SE TurboCache</u>	37	2259	NA	NA
<u>GeForce 6500</u>	38	2251	NA	NA
<u>GeForce 6600</u>	86	2089	<a href="#">0.33</a>	<a href="#">\$264.00*</a>
<u>GeForce 6600 GT</u>	137	1941	<a href="#">2.11</a>	<a href="#">\$64.95*</a>
<u>GeForce 6600 LE</u>	51	2197	NA	NA
<u>GeForce 6610 XL</u>	88	2086	NA	NA
<u>GeForce 6700 XL</u>	95	2066	NA	NA
<u>GeForce 6800</u>	112	2014	<a href="#">0.20</a>	<a href="#">\$559.29*</a>
<u>GeForce 6800 GS</u>	191	1863	NA	NA
Videocard Name	Passmark G3D Mark (higher is better)	Rank (lower is better)	Videocard Value (higher is better)	Price (USD)
<u>GeForce 6800 GS/XT</u>	102	2047	NA	NA
<u>GeForce 6800 GT</u>	142	1926	NA	NA
<u>GeForce 6800 LE</u>	109	2026	NA	NA
<u>GeForce 6800 Ultra</u>	138	1936	NA	NA
<u>GeForce 6800 XE</u>	58	2176	NA	NA
<u>GeForce 6800 XT</u>	123	1975	NA	NA
<u>GeForce 7000M</u>	13	2350	NA	NA
<u>GeForce 7000M / nForce 610M</u>	12	2351	NA	NA
<u>GeForce 7025 / nForce 630a</u>	32	2284	NA	NA
<u>GeForce 7050 / nForce 610i</u>	25	2314	NA	NA
				NA
				NA

Videocard Name	Passmark G3D Mark (higher is better)	Rank (lower is better)	Videocard Value (higher is better)	Price (USD)
<u>GeForce 7000 LE / nForce 6000</u>	27	2300	NA	NA
<u>GeForce 7100 / nForce 620i</u>	26	2308	NA	NA
<u>GeForce 7100 / nForce 630i</u>	41	2236	NA	NA
<u>GeForce 7100 GS</u>	51	2198	NA	NA
<u>GeForce 7150 / nForce 630i</u>	33	2282	NA	NA
<u>GeForce 7150M / nForce 630M</u>	18	2337	NA	NA
<u>GeForce 7200 GS</u>	23	2325	NA	NA
<u>GeForce 7300 GS</u>	78	2118	NA	NA
<u>GeForce 7300 GT</u>	136	1944	<a href="#">0.91</a>	<a href="#">\$149.99*</a>
<u>GeForce 7300 LE</u>	80	2114	<a href="#">2.50</a>	<a href="#">\$32.00*</a>
<u>GeForce 7300 SE</u>	39	2249	NA	NA
<u>GeForce 7300 SE/7200 GS</u>	47	2212	NA	NA
<u>GeForce 7350 LE</u>	74	2124	NA	NA
<u>GeForce 7500 LE</u>	89	2085	NA	NA
<u>GeForce 7600 GS</u>	157	1899	<a href="#">0.90</a>	<a href="#">\$175.00*</a>
<u>GeForce 7600 GT</u>	217	1829	<a href="#">1.09</a>	<a href="#">\$199.00*</a>
<u>GeForce 7650 GS</u>	134	1952	NA	NA
<u>GeForce 7800 GS</u>	177	1878	NA	NA
<u>GeForce 7800 GT</u>	244	1803	<a href="#">3.05</a>	<a href="#">\$80.00*</a>
<u>GeForce 7800 GTX</u>	290	1757	<a href="#">4.06</a>	<a href="#">\$71.60*</a>
<u>GeForce 7900 GS</u>	253	1795	NA	NA
<u>GeForce 7900 GT</u>	258	1789	<a href="#">1.30</a>	<a href="#">\$199.00*</a>
<u>GeForce 7900 GT/GTO</u>	247	1801	NA	NA
<u>GeForce 7900 GTX</u>	387	1672	NA	NA
<u>GeForce 7950 GT</u>	344	1708	<a href="#">1.69</a>	<a href="#">\$203.99*</a>
<u>GeForce 7950 GX2</u>	201	1851	<a href="#">3.67</a>	<a href="#">\$54.99*</a>
<u>GeForce 7950 Xtreme</u>	287	1760	NA	NA
<u>GeForce 8100 / nForce 720a</u>	79	2117	NA	NA
<u>GeForce 8200</u>	155	1901	NA	NA
<u>GeForce 8200M G</u>	58	2179	NA	NA
<u>GeForce 8300</u>	101	2052	<a href="#">4.48</a>	<a href="#">\$22.68*</a>
<u>GeForce 8300 GS</u>	115	2002	NA	NA
<u>GeForce 8400</u>	81	2109	<a href="#">0.14</a>	<a href="#">\$589.99*</a>
<u>GeForce 8400 GS</u>	148	1913	<a href="#">1.73</a>	<a href="#">\$85.97*</a>
				NA

Videocard Name	Passmark G3D Mark (higher is better)	Rank (lower is better)	Videocard Value (higher is better)	Price (USD)
<u>GeForce 8400M GS</u>	112	2016	<a href="#">1.44</a>	<a href="#">\$78.20*</a>
Videocard Name	Passmark G3D Mark (higher is better)	Rank (lower is better)	Videocard Value (higher is better)	Price (USD)
<u>GeForce 8400M GT</u>	66	2158	NA	NA
<u>GeForce 8500 GT</u>	129	1959	NA	NA
<u>GeForce 8600 GS</u>	91	2078	NA	NA
<u>GeForce 8600 GT</u>	117	1994	<a href="#">0.60</a>	<a href="#">\$196.00*</a>
<u>GeForce 8600 GTS</u>	149	1912	<a href="#">0.62</a>	<a href="#">\$241.99*</a>
<u>GeForce 8600M GS</u>	70	2138	NA	NA
<u>GeForce 8600M GT</u>	89	2083	<a href="#">0.83</a>	<a href="#">\$108.10*</a>
<u>GeForce 8700M GT</u>	124	1971	NA	NA
<u>GeForce 8800 GS</u>	330	1723	NA	NA
<u>GeForce 8800 GT</u>	487	1573	<a href="#">6.97</a>	<a href="#">\$69.99*</a>
<u>GeForce 8800 GTS</u>	419	1647	<a href="#">5.25</a>	<a href="#">\$79.99*</a>
<u>GeForce 8800 GTS 512</u>	575	1470	NA	NA
<u>GeForce 8800 GTX</u>	590	1447	<a href="#">4.92</a>	<a href="#">\$119.99*</a>
<u>GeForce 8800 Ultra</u>	642	1378	NA	NA
<u>GeForce 8800M GTS</u>	382	1674	NA	NA
<u>GeForce 8800M GTX</u>	462	1607	NA	NA
<u>GeForce 9100</u>	81	2103	NA	NA
<u>GeForce 9100M G</u>	68	2150	NA	NA
<u>GeForce 9200</u>	168	1890	NA	NA
<u>GeForce 9200M GE</u>	143	1923	NA	NA
<u>GeForce 9200M GS</u>	111	2020	NA	NA
<u>GeForce 9300</u>	126	1966	<a href="#">2.15</a>	<a href="#">\$59.00*</a>
<u>GeForce 9300 / nForce 730i</u>	128	1960	NA	NA
<u>GeForce 9300 GE</u>	76	2120	<a href="#">3.32</a>	<a href="#">\$22.99*</a>
<u>GeForce 9300 GS</u>	102	2048	<a href="#">1.71</a>	<a href="#">\$59.95*</a>
<u>GeForce 9300 SE</u>	81	2107	NA	NA
<u>GeForce 9300GE</u>	97	2061	<a href="#">1.01</a>	<a href="#">\$97.20*</a>
<u>GeForce 9300M G</u>	84	2094	NA	NA
<u>GeForce 9300M GS</u>	87	2087	<a href="#">2.02</a>	<a href="#">\$43.42*</a>
<u>GeForce 9400</u>	98	2056	NA	NA
				<a href="#">\$159.99*</a>
				NA

Videocard Name	Passmark G3D Mark (higher is better)	Rank (lower is better)	Videocard Value (higher is better)	Price (USD)
<u>GeForce 9400M G</u>	104	2038	NA	NA
<u>GeForce 9450</u>	104	2038	NA	NA
<u>GeForce 9500 GS</u>	187	1867	NA	NA
<u>GeForce 9500 GT</u>	153	1905	<a href="#">1.78</a>	<a href="#">\$85.99*</a>
<u>GeForce 9500M</u>	103	2043	<a href="#">1.02</a>	<a href="#">\$101.20*</a>
<u>GeForce 9500M G</u>	121	1982	NA	NA
<u>GeForce 9500M GS</u>	102	2049	NA	NA
<u>GeForce 9600 GS</u>	281	1767	NA	NA
<u>GeForce 9600 GSO</u>	327	1728	<a href="#">6.54</a>	<a href="#">\$49.99*</a>
<u>GeForce 9600 GSO 512</u>	329	1724	NA	NA
<u>GeForce 9600 GT</u>	489	1571	<a href="#">7.53</a>	<a href="#">\$64.99*</a>
<u>GeForce 9600M GS</u>	118	1993	NA	NA
<u>GeForce 9600M GT</u>	137	1942	<a href="#">1.75</a>	<a href="#">\$78.20*</a>
<u>GeForce 9600M GT / GeForce GT 220M</u>	293	1754	NA	NA
<u>GeForce 9650M GS</u>	270	1776	NA	NA
<u>GeForce 9650M GT</u>	137	1940	<a href="#">1.17</a>	<a href="#">\$117.30*</a>
<u>GeForce 9700M GT</u>	208	1843	NA	NA
Videocard Name	Passmark G3D Mark (higher is better)	Rank (lower is better)	Videocard Value (higher is better)	Price (USD)
<u>GeForce 9700M GTS</u>	278	1771	NA	NA
<u>GeForce 9800 GT</u>	464	1603	<a href="#">6.19</a>	<a href="#">\$74.99*</a>
<u>GeForce 9800 GT 1024MB</u>	134	1950	NA	NA
<u>GeForce 9800 GTX</u>	769	1251	<a href="#">10.26</a>	<a href="#">\$74.99*</a>
<u>GeForce 9800 GTX+</u>	506	1554	NA	NA
<u>GeForce 9800 GTX/9800 GTX+</u>	608	1421	<a href="#">6.76</a>	<a href="#">\$89.99*</a>
<u>GeForce 9800 GX2</u>	797	1224	<a href="#">4.09</a>	<a href="#">\$195.00*</a>
<u>GeForce 9800 S</u>	635	1383	NA	NA
<u>GeForce 9800M GS</u>	554	1495	NA	NA
<u>GeForce 9800M GT</u>	381	1675	NA	NA
<u>GeForce 9800M GTS</u>	401	1663	NA	NA
<u>GeForce 9800M GTX</u>	454	1618	<a href="#">1.38</a>	<a href="#">\$328.50*</a>
<u>GeForce FX 5100</u>	7	2374	NA	NA
<u>GeForce FX 5200</u>	7	2377	<a href="#">0.06</a>	<a href="#">\$129.00*</a>
<u>GeForce FX 5200 Ultra</u>	12	2354	NA	NA
				<a href="#">\$42.99*</a>
				NA

Videocard Name	Passmark G3D Mark (higher is better)	Rank (lower is better)	Videocard Value (higher is better)	Price (USD)
<a href="#">GeForce FX 5500</a>	12	2352	NA	NA
<a href="#">GeForce FX 5600</a>	12	2352	NA	NA
<a href="#">GeForce FX 5600 Ultra</a>	17	2343	NA	NA
<a href="#">GeForce FX 5600XT</a>	9	2365	NA	NA
<a href="#">GeForce FX 5700</a>	40	2238	NA	NA
<a href="#">GeForce FX 5700 Ultra</a>	34	2273	NA	NA
<a href="#">GeForce FX 5700LE</a>	24	2318	NA	NA
<a href="#">GeForce FX 5700VE</a>	33	2281	NA	NA
<a href="#">GeForce FX 5900</a>	34	2270	NA	NA
<a href="#">GeForce FX 5900 Ultra</a>	41	2237	NA	NA
<a href="#">GeForce FX 5900XT</a>	40	2243	NA	NA
<a href="#">GeForce FX 5900ZT</a>	32	2285	NA	NA
<a href="#">GeForce FX 5950 Ultra</a>	59	2174	NA	NA
<a href="#">GeForce FX Go5300</a>	12	2353	NA	NA
<a href="#">GeForce FX Go5650</a>	16	2344	NA	NA
<a href="#">GeForce FX Go5700</a>	51	2196	NA	NA
<a href="#">GeForce FX Go 5200</a>	8	2367	NA	NA
<a href="#">GeForce FX Go 5600</a>	17	2341	NA	NA
<a href="#">GeForce G100</a>	184	1869	9.24	\$19.99*
<a href="#">GeForce G102M</a>	167	1892	NA	NA
<a href="#">GeForce G105M</a>	123	1973	NA	NA
<a href="#">GeForce G200</a>	136	1946	NA	NA
<a href="#">GeForce G205M</a>	91	2080	NA	NA
<a href="#">GeForce G210</a>	103	2045	0.84	\$122.12*
<a href="#">GeForce G210M</a>	115	2001	NA	NA
<a href="#">GeForce G 103M</a>	62	2167	NA	NA
<a href="#">GeForce G 105M</a>	62	2164	NA	NA
<a href="#">GeForce Go 6100</a>	17	2340	NA	NA
<a href="#">GeForce Go 6150</a>	19	2333	NA	NA
<a href="#">GeForce Go 6200</a>	15	2347	NA	NA
<a href="#">GeForce Go 6400</a>	24	2319	NA	NA
<a href="#">GeForce Go 6600</a>	69	2143	NA	NA
Videocard Name	Passmark G3D Mark (higher is better)	Rank (lower is better)	Videocard Value (higher is better)	
				NA
				NA



Videocard Name	Passmark G3D Mark (higher is better)	Rank (lower is better)	Videocard Value (higher is better)	Price (USD)
<a href="#">GeForce Go 6000 Ultra</a>	101	1000	NA	NA
<a href="#">GeForce Go 7200</a>	45	2221	NA	NA
<a href="#">GeForce Go 7300</a>	52	2193	NA	NA
<a href="#">GeForce Go 7400</a>	65	2161	NA	NA
<a href="#">GeForce Go 7600</a>	127	1964	NA	NA
<a href="#">GeForce Go 7600 GT</a>	210	1840	NA	NA
<a href="#">GeForce Go 7700</a>	147	1917	NA	NA
<a href="#">GeForce Go 7800</a>	114	2007	NA	NA
<a href="#">GeForce Go 7800 GTX</a>	209	1842	NA	NA
<a href="#">GeForce Go 7900 GS</a>	176	1879	NA	NA
<a href="#">GeForce Go 7900 GTX</a>	270	1775	NA	NA
<a href="#">GeForce Go 7950 GTX</a>	263	1782	NA	NA
<a href="#">GeForce GPU</a>	1194	991	NA	NA
<a href="#">GeForce GT625M</a>	457	1615	NA	NA
<a href="#">GeForce GT 120</a>	168	1889	<a href="#">5.63</a>	<a href="#">\$29.99*</a>
<a href="#">GeForce GT 120 / 9500 GT</a>	324	1729	NA	NA
<a href="#">GeForce GT 120M</a>	152	1907	NA	NA
<a href="#">GeForce GT 130</a>	381	1676	<a href="#">2.52</a>	<a href="#">\$151.34*</a>
<a href="#">GeForce GT 130M</a>	146	1921	NA	NA
<a href="#">GeForce GT 140</a>	657	1360	NA	NA
<a href="#">GeForce GT 220</a>	214	1833	<a href="#">5.36</a>	<a href="#">\$39.99*</a>
<a href="#">GeForce GT 220M</a>	121	1981	NA	NA
<a href="#">GeForce GT 230</a>	323	1732	<a href="#">7.35</a>	<a href="#">\$43.99*</a>
<a href="#">GeForce GT 230M</a>	213	1835	NA	NA
<a href="#">GeForce GT 240</a>	512	1547	<a href="#">3.19</a>	<a href="#">\$160.97*</a>
<a href="#">GeForce GT 240M</a>	203	1850	NA	NA
<a href="#">GeForce GT 320</a>	464	1601	<a href="#">14.22</a>	<a href="#">\$32.69*</a>
<a href="#">GeForce GT 320M</a>	105	2035	NA	NA
<a href="#">GeForce GT 325M</a>	169	1888	NA	NA
<a href="#">GeForce GT 330</a>	400	1664	<a href="#">10.02</a>	<a href="#">\$39.99*</a>
<a href="#">GeForce GT 330M</a>	210	1839	NA	NA
<a href="#">GeForce GT 335M</a>	384	1673	NA	NA
<a href="#">GeForce GT 340</a>	738	1289	<a href="#">13.93</a>	<a href="#">\$52.99*</a>
<a href="#">GeForce GT 415</a>	251	1798	NA	NA
				NA

Videocard Name	Passmark G3D Mark (higher is better)	Rank (lower is better)	Videocard Value (higher is better)	Price (USD)
<a href="#">GeForce GT 420</a>	405	1660	<a href="#">4.10</a>	<a href="#">\$100.00</a>
<a href="#">GeForce GT 420M</a>	405	1660	NA	NA
<a href="#">GeForce GT 425M</a>	523	1536	NA	NA
<a href="#">GeForce GT 430</a>	602	1429	<a href="#">4.30</a>	<a href="#">\$139.99*</a>
<a href="#">GeForce GT 435M</a>	539	1517	NA	NA
<a href="#">GeForce GT 440</a>	771	1248	<a href="#">3.43</a>	<a href="#">\$225.00*</a>
<a href="#">GeForce GT 445M</a>	811	1214	NA	NA
<a href="#">GeForce GT 520</a>	308	1742	<a href="#">1.01</a>	<a href="#">\$304.00*</a>
<a href="#">GeForce GT 520M</a>	280	1768	<a href="#">9.35</a>	<a href="#">\$29.95*</a>
<a href="#">GeForce GT 520MX</a>	282	1764	NA	NA
<a href="#">GeForce GT 525M</a>	461	1608	NA	NA
<a href="#">GeForce GT 530</a>	666	1351	<a href="#">13.61</a>	<a href="#">\$49.00*</a>
Videocard Name	Passmark G3D Mark (higher is better)	Rank (lower is better)	Videocard Value (higher is better)	Price (USD)
<a href="#">GeForce GT 540M</a>	481	1578	<a href="#">5.47</a>	<a href="#">\$87.95*</a>
<a href="#">GeForce GT 545</a>	1100	1028	<a href="#">19.80</a>	<a href="#">\$55.59*</a>
<a href="#">GeForce GT 550M</a>	580	1460	NA	NA
<a href="#">GeForce GT 555M</a>	660	1356	<a href="#">3.73</a>	<a href="#">\$177.20*</a>
<a href="#">GeForce GT 610</a>	306	1744	<a href="#">2.19</a>	<a href="#">\$139.99*</a>
<a href="#">GeForce GT 610M / GT 620M / GT 710M / GT 720M / GT</a>	368	1689	NA	NA
<a href="#">GeForce GT 620</a>	376	1684	<a href="#">2.45</a>	<a href="#">\$154.00*</a>
<a href="#">GeForce GT 620M</a>	439	1632	NA	NA
<a href="#">GeForce GT 625</a>	350	1704	NA	NA
<a href="#">GeForce GT 625M</a>	465	1599	NA	NA
<a href="#">GeForce GT 630</a>	680	1338	<a href="#">4.63</a>	<a href="#">\$147.01*</a>
<a href="#">GeForce GT 630M</a>	541	1514	NA	NA
<a href="#">GeForce GT 635</a>	832	1194	<a href="#">12.43</a>	<a href="#">\$66.94*</a>
<a href="#">GeForce GT 635M</a>	562	1485	NA	NA
<a href="#">GeForce GT 640</a>	1179	1001	<a href="#">10.72</a>	<a href="#">\$109.99*</a>
<a href="#">GeForce GT 640M</a>	921	1133	NA	NA
<a href="#">GeForce GT 640M LE</a>	689	1332	<a href="#">0.81</a>	<a href="#">\$849.99*</a>
<a href="#">GeForce GT 645</a>	2005	737	NA	NA
<a href="#">GeForce GT 645M</a>	926	1129	NA	NA
<a href="#">GeForce GT 650M</a>	1209	985	NA	NA
				<a href="#">\$296.76*</a>
				<a href="#">\$249.99*</a>

Videocard Name	Passmark G3D Mark (higher is better)	Rank (lower is better)	Videocard Value (higher is better)	Price (USD)
<a href="#">GeForce GTX 1080</a>	608	1420	6.09	\$99.99*
<a href="#">GeForce GT 720</a>	608	1420	6.09	\$99.99*
<a href="#">GeForce GT 720A</a>	581	1459	NA	NA
<a href="#">GeForce GT 720M</a>	463	1604	NA	NA
<a href="#">GeForce GT 730</a>	832	1192	7.57	\$109.99*
<a href="#">GeForce GT 730A</a>	742	1281	NA	NA
<a href="#">GeForce GT 730M</a>	815	1210	NA	NA
<a href="#">GeForce GT 735M</a>	635	1384	NA	NA
<a href="#">GeForce GT 740</a>	1491	896	6.29	\$236.99*
<a href="#">GeForce GT 740A</a>	667	1350	NA	NA
<a href="#">GeForce GT 740M</a>	790	1230	NA	NA
<a href="#">GeForce GT 745A</a>	1228	979	NA	NA
<a href="#">GeForce GT 745M</a>	1096	1031	NA	NA
<a href="#">GeForce GT 750M</a>	1322	944	NA	NA
<a href="#">GeForce GT 755M</a>	1683	832	NA	NA
<a href="#">GeForce GT 820M</a>	576	1466	NA	NA
<a href="#">GeForce GT 1030</a>	2477	624	24.47	\$101.25
<a href="#">GeForce GTS 150M</a>	504	1557	NA	NA
<a href="#">GeForce GTS 160M</a>	678	1342	NA	NA
<a href="#">GeForce GTS 240</a>	556	1491	8.56	\$64.99*
<a href="#">GeForce GTS 250</a>	602	1430	8.60	\$69.99*
<a href="#">GeForce GTS 250M</a>	553	1498	NA	NA
<a href="#">GeForce GTS 350M</a>	407	1655	NA	NA
<a href="#">GeForce GTS 360M</a>	651	1365	NA	NA
<a href="#">GeForce GTS 450</a>	1322	945	16.54	\$79.99*
<a href="#">GeForce GTX 260</a>	1226	981	15.33	\$79.99*
<a href="#">GeForce GTX 260M</a>	379	1679	NA	NA
Videocard Name	Passmark G3D Mark (higher is better)	Rank (lower is better)	Videocard Value (higher is better)	Price (USD)
<a href="#">GeForce GTX 275</a>	1422	921	3.29	\$431.72*
<a href="#">GeForce GTX 280</a>	1299	955	2.49	\$522.78*
<a href="#">GeForce GTX 280M</a>	575	1469	NA	NA
<a href="#">GeForce GTX 285</a>	1515	889	12.63	\$119.99*
<a href="#">GeForce GTX 285M</a>	650	1368	NA	NA
				\$159.99*
				\$89.99*

Videocard Name	Passmark G3D Mark (higher is better)	Rank (lower is better)	Videocard Value (higher is better)	Price (USD)
<u>GeForce GTX 400 SE</u>	1871	776	<a href="#">9.36</a>	<a href="#">\$199.99*</a>
<u>GeForce GTX 460 v2</u>	1871	776	<a href="#">9.36</a>	<a href="#">\$199.99*</a>
<u>GeForce GTX 460M</u>	1236	974	NA	NA
<u>GeForce GTX 465</u>	2647	593	<a href="#">13.58</a>	<a href="#">\$195.00*</a>
<u>GeForce GTX 470</u>	3093	538	<a href="#">51.57</a>	<a href="#">\$59.99*</a>
<u>GeForce GTX 470M</u>	1953	753	NA	NA
<u>GeForce GTX 480</u>	4100	446	<a href="#">24.12</a>	<a href="#">\$169.99*</a>
<u>GeForce GTX 480M</u>	1617	854	NA	NA
<u>GeForce GTX 485M</u>	2359	647	NA	NA
<u>GeForce GTX 550 Ti</u>	1542	880	<a href="#">15.42</a>	<a href="#">\$99.99*</a>
<u>GeForce GTX 555</u>	1571	870	NA	NA
<u>GeForce GTX 560</u>	2733	579	<a href="#">13.33</a>	<a href="#">\$205.00*</a>
<u>GeForce GTX 560 SE</u>	1914	766	<a href="#">21.27</a>	<a href="#">\$89.99*</a>
<u>GeForce GTX 560 Ti</u>	3042	542	<a href="#">23.40</a>	<a href="#">\$129.99*</a>
<u>GeForce GTX 560M</u>	1228	978	NA	NA
<u>GeForce GTX 570</u>	3930	455	<a href="#">26.20</a>	<a href="#">\$149.99*</a>
<u>GeForce GTX 570M</u>	1863	780	NA	NA
<u>GeForce GTX 580</u>	4559	415	<a href="#">32.59</a>	<a href="#">\$139.92*</a>
<u>GeForce GTX 580M</u>	2074	717	<a href="#">8.34</a>	<a href="#">\$248.68*</a>
<u>GeForce GTX 590</u>	3341	516	<a href="#">7.68</a>	<a href="#">\$435.00*</a>
<u>GeForce GTX 645</u>	1875	775	NA	NA
<u>GeForce GTX 650</u>	1753	811	<a href="#">15.94</a>	<a href="#">\$109.98*</a>
<u>GeForce GTX 650 Ti</u>	2521	618	<a href="#">27.10</a>	<a href="#">\$93.05*</a>
<u>GeForce GTX 650 Ti BOOST</u>	3348	514	NA	NA
<u>GeForce GTX 660</u>	4003	452	<a href="#">23.83</a>	<a href="#">\$167.95*</a>
<u>GeForce GTX 660 Ti</u>	4401	429	<a href="#">30.57</a>	<a href="#">\$144.00*</a>
<u>GeForce GTX 660M</u>	1436	913	<a href="#">18.18</a>	<a href="#">\$78.99*</a>
<u>GeForce GTX 670</u>	5333	357	<a href="#">27.50</a>	<a href="#">\$193.98*</a>
<u>GeForce GTX 670M</u>	1730	820	NA	NA
<u>GeForce GTX 670MX</u>	1946	756	NA	NA
<u>GeForce GTX 675M</u>	1929	760	NA	NA
<u>GeForce GTX 675MX</u>	2744	576	NA	NA
<u>GeForce GTX 680</u>	5544	344	<a href="#">13.90</a>	<a href="#">\$399.00*</a>
<u>GeForce GTX 680M</u>	3215	526	<a href="#">23.65</a>	<a href="#">\$135.99*</a>
				NA

Videocard Name	Passmark G3D Mark (higher is better)	Rank (lower is better)	Videocard Value (higher is better)	Price (USD)
<u>GeForce GTX 660Ti</u>	5590	337	19.90	\$280.99*
<u>GeForce GTX 690</u>	5590	337	19.90	\$280.99*
<u>GeForce GTX 745</u>	2144	702	7.53	\$284.95*
<u>GeForce GTX 750</u>	3362	512	42.03	\$79.99*
<u>GeForce GTX 750 Ti</u>	3900	458	44.27	\$88.11*
<u>GeForce GTX 760</u>	4793	401	32.17	\$149.00*
<u>GeForce GTX 760 Ti</u>	5209	370	17.51	\$297.50*
Videocard Name	Passmark G3D Mark (higher is better)	Rank (lower is better)	Videocard Value (higher is better)	Price (USD)
<u>GeForce GTX 760 Ti OEM</u>	5427	348	NA	NA
<u>GeForce GTX 760A</u>	1226	980	NA	NA
<u>GeForce GTX 760M</u>	1717	825	NA	NA
<u>GeForce GTX 765M</u>	1997	739	10.72	\$186.30*
<u>GeForce GTX 770</u>	5926	323	23.80	\$249.00*
<u>GeForce GTX 770M</u>	2791	573	20.23	\$138.00*
<u>GeForce GTX 775M</u>	3551	494	NA	NA
<u>GeForce GTX 780</u>	8012	248	28.62	\$279.99*
<u>GeForce GTX 780 Ti</u>	9505	205	27.96	\$339.99*
<u>GeForce GTX 780M</u>	3878	461	7.77	\$499.00*
<u>GeForce GTX 850A</u>	1049	1055	NA	NA
<u>GeForce GTX 850M</u>	2514	619	NA	NA
<u>GeForce GTX 850M - MODDED</u>	1091	1035	NA	NA
<u>GeForce GTX 860M</u>	3022	544	26.51	\$114.00*
<u>GeForce GTX 870M</u>	3449	506	NA	NA
<u>GeForce GTX 880M</u>	3826	467	NA	NA
<u>GeForce GTX 950</u>	5338	356	37.59	\$141.99*
<u>GeForce GTX 950A</u>	2604	600	NA	NA
<u>GeForce GTX 950M</u>	2584	607	4.56	\$567.00*
<u>GeForce GTX 960</u>	6061	318	35.24	\$172.00*
<u>GeForce GTX 960A</u>	2410	634	NA	NA
<u>GeForce GTX 960M</u>	3403	509	2.91	\$1,169.00*
<u>GeForce GTX 965M</u>	3768	471	NA	NA
<u>GeForce GTX 970</u>	9647	200	40.54	\$237.99*
<u>GeForce GTX 970M</u>	5738	333	27.33	\$209.99*
				NA
				\$247.35*

Videocard Name	Passmark G3D Mark (higher is better)	Rank (lower is better)	Videocard Value (higher is better)	Price (USD)
<a href="#">GeForce GTX 980 Ti</a>	7357	274	<a href="#">25.37</a>	<a href="#">\$289.99*</a>
<a href="#">GeForce GTX 980M</a>	7357	274	<a href="#">25.37</a>	<a href="#">\$289.99*</a>
<a href="#">GeForce GTX 1050</a>	5056	383	<a href="#">21.16</a>	<a href="#">\$239.00*</a>
<a href="#">GeForce GTX 1050 3GB</a>	5143	377	NA	NA
<a href="#">GeForce GTX 1050 (Mobile)</a>	4461	423	NA	NA
<a href="#">GeForce GTX 1050 Ti</a>	6311	307	<a href="#">29.20</a>	<a href="#">\$216.13</a>
<a href="#">GeForce GTX 1050 Ti (Mobile)</a>	5918	324	NA	NA
<a href="#">GeForce GTX 1050 Ti with Max-Q Design</a>	5372	352	NA	NA
<a href="#">GeForce GTX 1050 with Max-Q Design</a>	4042	450	NA	NA
<a href="#">GeForce GTX 1060</a>	10083	191	<a href="#">36.02</a>	<a href="#">\$279.99*</a>
<a href="#">GeForce GTX 1060 3GB</a>	9758	198	<a href="#">36.14</a>	<a href="#">\$269.99*</a>
<a href="#">GeForce GTX 1060 5GB</a>	9068	218	<a href="#">18.58</a>	<a href="#">\$487.99*</a>
<a href="#">GeForce GTX 1060 (Mobile)</a>	8160	240	NA	NA
<a href="#">GeForce GTX 1060 with Max-Q Design</a>	7886	256	NA	NA
<a href="#">GeForce GTX 1070</a>	13512	131	<a href="#">27.68</a>	<a href="#">\$488.09*</a>
<a href="#">GeForce GTX 1070 (Mobile)</a>	10465	184	NA	NA
<a href="#">GeForce GTX 1070 Ti</a>	14695	112	<a href="#">25.78</a>	<a href="#">\$569.99*</a>
<a href="#">GeForce GTX 1070 with Max-Q Design</a>	10026	192	NA	NA
<a href="#">GeForce GTX 1080</a>	15528	98	<a href="#">35.07</a>	<a href="#">\$442.79*</a>
<a href="#">GeForce GTX 1080 Ti</a>	18546	66	<a href="#">38.33</a>	<a href="#">\$483.82*</a>
<a href="#">GeForce GTX 1080 with Max-Q Design</a>	11447	171	NA	NA
<a href="#">GeForce GTX 1630</a>	5006	390	<a href="#">26.35</a>	<a href="#">\$189.99</a>
Videocard Name	Passmark G3D Mark (higher is better)	Rank (lower is better)	Videocard Value (higher is better)	Price (USD)
<a href="#">GeForce GTX 1650</a>	7877	257	<a href="#">50.61</a>	<a href="#">\$155.67</a>
<a href="#">GeForce GTX 1650 (Mobile)</a>	6968	283	NA	NA
<a href="#">GeForce GTX 1650 SUPER</a>	10137	190	<a href="#">40.55</a>	<a href="#">\$249.99</a>
<a href="#">GeForce GTX 1650 Ti</a>	7570	267	NA	NA
<a href="#">GeForce GTX 1650 Ti with Max-Q Design</a>	6416	303	NA	NA
<a href="#">GeForce GTX 1650 with Max-Q Design</a>	6176	314	NA	NA
<a href="#">GeForce GTX 1660</a>	11694	166	<a href="#">48.38</a>	<a href="#">\$241.73</a>
<a href="#">GeForce GTX 1660 SUPER</a>	12780	145	<a href="#">56.06</a>	<a href="#">\$227.99</a>
<a href="#">GeForce GTX 1660 Ti</a>	12947	143	<a href="#">40.18</a>	<a href="#">\$322.27</a>
<a href="#">GeForce GTX 1660 Ti (Mobile)</a>	10214	186	NA	NA
				NA
				<a href="#">\$745.00*</a>

Videocard Name	Passmark G3D Mark (higher is better)	Rank (lower is better)	Videocard Value (higher is better)	Price (USD)
<a href="#">GeForce GTX TITAN Black</a>	13069	140	<a href="#">11.91</a>	<a href="#">\$1,096.99*</a>
<a href="#">GeForce GTX TITAN X</a>	13069	140	<a href="#">11.91</a>	<a href="#">\$1,096.99*</a>
<a href="#">GeForce GTX TITAN Z</a>	8986	220	<a href="#">5.93</a>	<a href="#">\$1,515.00*</a>
<a href="#">GeForce MX110</a>	1449	910	NA	NA
<a href="#">GeForce MX130</a>	1859	782	NA	NA
<a href="#">GeForce MX150</a>	2280	670	<a href="#">38.47</a>	<a href="#">\$59.29*</a>
<a href="#">GeForce MX230</a>	1842	787	NA	NA
<a href="#">GeForce MX250</a>	2431	630	NA	NA
<a href="#">GeForce MX330</a>	2462	626	NA	NA
<a href="#">GeForce MX350</a>	2805	571	NA	NA
<a href="#">GeForce MX450</a>	3736	476	NA	NA
<a href="#">GeForce MX550</a>	4634	411	NA	NA
<a href="#">GeForce MX570</a>	6020	319	NA	NA
<a href="#">GeForce MX570 A</a>	6270	309	NA	NA
<a href="#">GeForce PCX 5300</a>	6	2390	NA	NA
<a href="#">GeForce PCX 5750</a>	34	2268	NA	NA
<a href="#">GeForce PCX 5900</a>	34	2274	NA	NA
<a href="#">GeForce RTX 2050</a>	7519	269	NA	NA
<a href="#">GeForce RTX 2060</a>	14148	117	<a href="#">52.60</a>	<a href="#">\$269.00*</a>
<a href="#">GeForce RTX 2060 12GB</a>	15846	93	NA	NA
<a href="#">GeForce RTX 2060 (Mobile)</a>	11354	173	NA	NA
<a href="#">GeForce RTX 2060 SUPER</a>	16586	82	<a href="#">39.87</a>	<a href="#">\$415.98*</a>
<a href="#">GeForce RTX 2060 with Max-Q Design</a>	9803	197	NA	NA
<a href="#">GeForce RTX 2070</a>	16183	89	<a href="#">41.43</a>	<a href="#">\$390.59*</a>
<a href="#">GeForce RTX 2070 (Mobile)</a>	12354	156	NA	NA
<a href="#">GeForce RTX 2070 SUPER</a>	18245	69	<a href="#">36.64</a>	<a href="#">\$497.95*</a>
<a href="#">GeForce RTX 2070 Super with Max-Q Design</a>	13969	118	NA	NA
<a href="#">GeForce RTX 2070 with Max-Q Design</a>	11815	164	NA	NA
<a href="#">GeForce RTX 2080</a>	18816	63	<a href="#">23.50</a>	<a href="#">\$800.61*</a>
<a href="#">GeForce RTX 2080 (Mobile)</a>	15107	105	NA	NA
<a href="#">GeForce RTX 2080 SUPER</a>	19607	57	<a href="#">28.63</a>	<a href="#">\$684.86*</a>
<a href="#">GeForce RTX 2080 Super with Max-Q Design</a>	13820	122	NA	NA
<a href="#">GeForce RTX 2080 Ti</a>	21789	41	<a href="#">15.56</a>	<a href="#">\$1,399.99*</a>
<a href="#">GeForce RTX 2080 with Max-Q Design</a>	13132	138	<a href="#">6.25</a>	<a href="#">\$2,099.99*</a>
				<a href="#">\$179.99</a>



Videocard Name	Passmark G3D Mark (higher is better)	Rank (lower is better)	Videocard Value (higher is better)	Price (USD)
<u>GeForce RTX 3050 Ti Laptop GPU</u>	9443	207	34.98	\$269.99*
<u>GeForce RTX 3050 6GB Laptop GPU</u>	10561	182	NA	NA
Videocard Name	Passmark G3D Mark (higher is better)	Rank (lower is better)	Videocard Value (higher is better)	Price (USD)
<u>GeForce RTX 3050 Laptop GPU</u>	9443	207	34.98	\$269.99*
<u>GeForce RTX 3050 OEM</u>	12149	160	NA	NA
<u>GeForce RTX 3050 Ti Laptop GPU</u>	10165	188	NA	NA
<u>GeForce RTX 3060 8GB</u>	15550	96	NA	NA
<u>GeForce RTX 3060 12GB</u>	17102	76	58.98	\$289.99
<u>GeForce RTX 3060 Laptop GPU</u>	13413	132	43.27	\$309.99*
<u>GeForce RTX 3060 Ti</u>	20575	47	54.15	\$379.99
<u>GeForce RTX 3070</u>	22434	36	45.78	\$489.99
<u>GeForce RTX 3070 Laptop GPU</u>	15530	97	NA	NA
<u>GeForce RTX 3070 Ti</u>	23694	28	52.66	\$449.99
<u>GeForce RTX 3070 Ti Laptop GPU</u>	18192	70	NA	NA
<u>GeForce RTX 3080</u>	25332	24	39.58	\$639.99
<u>GeForce RTX 3080 12GB</u>	26738	20	NA	NA
<u>GeForce RTX 3080 Laptop GPU</u>	16530	83	NA	NA
<u>GeForce RTX 3080 Ti</u>	27268	16	18.59	\$1,466.81
<u>GeForce RTX 3080 Ti Laptop GPU</u>	20117	49	NA	NA
<u>GeForce RTX 3090</u>	26838	19	12.13	\$2,212.17
<u>GeForce RTX 3090 Ti</u>	29778	9	19.34	\$1,539.99*
<u>GeForce RTX 4050 Laptop GPU</u>	14701	111	NA	NA
<u>GeForce RTX 4060</u>	19673	55	66.75	\$294.76
<u>GeForce RTX 4060 Laptop GPU</u>	17870	71	NA	NA
<u>GeForce RTX 4060 Ti</u>	22856	34	60.15	\$379.99
<u>GeForce RTX 4060 Ti 16GB</u>	23011	31	51.14	\$449.99
<u>GeForce RTX 4070</u>	27025	17	50.99	\$529.99
<u>GeForce RTX 4070 Laptop GPU</u>	19652	56	NA	NA
<u>GeForce RTX 4070 SUPER</u>	30488	7	51.68	\$589.99
<u>GeForce RTX 4070 Ti</u>	31738	5	43.54	\$728.97
<u>GeForce RTX 4070 Ti SUPER</u>	32083	4	38.66	\$829.99
<u>GeForce RTX 4080</u>	34646	2	27.94	\$1,239.99
<u>GeForce RTX 4080 Laptop GPU</u>	26041	22	NA	NA
				\$1,099.99
				\$1,799.99



Videocard Name	Passmark G3D Mark (higher is better)	Rank (lower is better)	Videocard Value (higher is better)	Price (USD)
<u>GeForce RTX 4090</u>	28203	15	NA	NA
<u>GeForce RTX 4090 Laptop GPU</u>	28203	15	NA	NA
<u>GF117</u>	554	1496	NA	NA
<u>GRID GTX P40-6</u>	4340	433	NA	NA
<u>GRID K1</u>	650	1367	<a href="#">1.65</a>	<a href="#">\$395.00*</a>
<u>GRID K2</u>	2736	577	<a href="#">0.61</a>	<a href="#">\$4,449.99</a>
<u>GRID K120Q</u>	293	1753	NA	NA
<u>GRID K140Q</u>	727	1296	NA	NA
<u>GRID K160Q</u>	628	1398	NA	NA
<u>GRID K180Q</u>	533	1523	NA	NA
<u>GRID K220Q</u>	912	1137	NA	NA
<u>GRID K240Q</u>	2541	613	NA	NA
<u>GRID K260Q</u>	2949	551	NA	NA
<u>GRID K280Q</u>	2839	563	NA	NA
<u>GRID K520</u>	3516	499	<a href="#">23.44</a>	<a href="#">\$149.99*</a>
<u>GRID M6-0B</u>	911	1138	NA	NA
<u>GRID M6-1Q</u>	2069	718	NA	NA
Videocard Name	Passmark G3D Mark (higher is better)	Rank (lower is better)	Videocard Value (higher is better)	Price (USD)
<u>GRID M6-8Q</u>	3568	492	NA	NA
<u>GRID M10-0B</u>	705	1319	NA	NA
<u>GRID M10-0Q</u>	795	1229	NA	NA
<u>GRID M10-1B</u>	2309	662	NA	NA
<u>GRID M10-1Q</u>	3351	513	NA	NA
<u>GRID M10-2B</u>	2333	654	NA	NA
<u>GRID M10-2Q</u>	2691	589	NA	NA
<u>GRID M10-4Q</u>	2976	549	NA	NA
<u>GRID M10-8Q</u>	2606	599	NA	NA
<u>GRID M60-0B</u>	1838	791	NA	NA
<u>GRID M60-0Q</u>	827	1199	NA	NA
<u>GRID M60-1B</u>	4456	424	NA	NA
<u>GRID M60-1Q</u>	3694	480	NA	NA
<u>GRID M60-2Q</u>	5203	371	NA	NA
<u>GRID M60-4Q</u>	3831	466	NA	NA
				NA
				NA

Videocard Name	Passmark G3D Mark (higher is better)	Rank (lower is better)	Videocard Value (higher is better)	Price (USD)
<u>SandyBridge</u>	2151	133	NA	NA
<u>GRID P4-4Q</u>	5042	385	NA	NA
<u>GRID P4-8A</u>	3206	528	NA	NA
<u>GRID P4-8Q</u>	6733	291	NA	NA
<u>GRID P6-2Q</u>	3925	457	NA	NA
<u>GRID P6-4Q</u>	4429	427	NA	NA
<u>GRID P40-2B</u>	9842	196	NA	NA
<u>GRID P40-2Q</u>	4843	399	NA	NA
<u>GRID P40-3Q</u>	681	1337	NA	NA
<u>GRID P40-4Q</u>	5364	353	NA	NA
<u>GRID P40-8Q</u>	8967	221	NA	NA
<u>GRID P40-24Q</u>	9638	201	NA	NA
<u>GRID P100-1B</u>	2223	688	NA	NA
<u>GRID P100-8Q</u>	3267	519	NA	NA
<u>GRID P100-16Q</u>	5944	322	NA	NA
<u>GRID RTX6000-1B</u>	8473	233	NA	NA
<u>GRID RTX6000P-6Q</u>	4777	403	NA	NA
<u>GRID RTX8000P-12A</u>	4165	442	NA	NA
<u>GRID T4-1Q</u>	3742	474	NA	NA
<u>GRID T4-2B</u>	2601	602	NA	NA
<u>GRID T4-2Q</u>	3450	505	NA	NA
<u>GRID T4-4Q</u>	3260	520	NA	NA
<u>GRID T4-8Q</u>	4518	419	NA	NA
<u>GRID V100-8Q</u>	16	2345	NA	NA
<u>GRID V100D-8Q</u>	4155	443	NA	NA
<u>GT 430</u>	223	1821	<a href="#">1.56</a>	<a href="#">\$142.88*</a>
<u>Incredible HD</u>	389	1671	NA	NA
<u>Incredible HD 4000</u>	517	1544	NA	NA
<u>Incredible HD 4600</u>	749	1269	NA	NA
<u>Intel 2nd Generation SandyBridge HD</u>	185	1868	NA	NA
<u>Intel 2nd Generation SandyBridge HD 3000</u>	205	1849	NA	NA
<u>Intel 4th Generation Haswell HD</u>	419	1648	NA	NA
Videocard Name	Passmark G3D Mark (higher is better)	Rank (lower is better)	Videocard Value (higher is better)	
				NA
				NA

Videocard Name	Passmark G3D Mark (higher is better)	Rank (lower is better)	Videocard Value (higher is better)	Price (USD)
<u>Intel 815G/815GL/815GL Embedded Controller Function 0</u>				
<u>Intel 945G Embedded Chipset Function 0</u>	4	2435	NA	NA
<u>Intel 946GZ Embedded Chipset</u>	3	2473	NA	NA
<u>Intel 946GZ Express</u>	2	2481	NA	NA
<u>Intel 82845G Controller</u>	2	2504	NA	NA
<u>Intel 82845G/GL Controller</u>	2	2493	NA	NA
<u>Intel 82845G/GL/GE/PE/GV Controller</u>	2	2484	NA	NA
<u>Intel 82852/82855 GM/GME Controller</u>	1	2515	NA	NA
<u>Intel 82865G Controller</u>	4	2427	NA	NA
<u>Intel 82915G Express</u>	5	2400	NA	NA
<u>Intel 82915G/915GV/910GL</u>	3	2457	NA	NA
<u>Intel 82915G/GV/910GL Advanced v3.5</u>	2	2492	NA	NA
<u>Intel 82915G/GV/910GL Express</u>	3	2478	NA	NA
<u>Intel 82945G Express</u>	11	2356	NA	NA
<u>Intel 82945G Express-Chipsatzfamilie</u>	8	2372	NA	NA
<u>Intel - Express Chipset G41</u>	56	2185	NA	NA
<u>Intel - Express Chipset Q45/Q43</u>	57	2180	NA	NA
<u>Intel Arc</u>	5017	389	NA	NA
<u>Intel Arc A310</u>	5115	379	<a href="#">46.51</a>	<a href="#">\$109.99*</a>
<u>Intel Arc A370M</u>	4625	412	NA	NA
<u>Intel Arc A380</u>	5120	378	<a href="#">36.58</a>	<a href="#">\$139.99*</a>
<u>Intel Arc A530M</u>	5490	346	NA	NA
<u>Intel Arc A580</u>	11583	168	<a href="#">27.27</a>	<a href="#">\$424.84</a>
<u>Intel Arc A730M</u>	8033	246	NA	NA
<u>Intel Arc A750</u>	9984	195	<a href="#">41.61</a>	<a href="#">\$239.99</a>
<u>Intel Arc A770</u>	10357	185	<a href="#">29.69</a>	<a href="#">\$348.83</a>
<u>Intel Arc A770M</u>	8131	243	NA	NA
<u>Intel Arc Pro A30M</u>	5862	326	NA	NA
<u>Intel Arc Pro A40/A50</u>	5223	367	NA	NA
<u>Intel Arc Pro A60</u>	9409	209	NA	NA
<u>Intel B43 Express Chipset</u>	134	1949	NA	NA
<u>Intel Coffee Lake UHD</u>	1158	1008	NA	NA
<u>Intel Extreme Controller</u>	1	2506	NA	NA
<u>Intel G33/G31 Express</u>	50	2201	NA	NA
				NA

Videocard Name	Passmark G3D Mark (higher is better)	Rank (lower is better)	Videocard Value (higher is better)	Price (USD)
<u>Intel G41 Express-Chipsatz</u>	57	2182	NA	NA
<u>Intel G41 Express-Chipsatz</u>	57	2182	NA	NA
<u>Intel G45/G43 Express Chipset</u>	105	2036	NA	NA
<u>Intel G45/G43/G41 Express Chipset</u>	67	2151	NA	NA
<u>Intel G965 Express</u>	222	1822	NA	NA
<u>Intel GMA 3150 Express</u>	2	2499	NA	NA
<u>Intel Haswell HD - GT1</u>	123	1976	NA	NA
<u>Intel Haswell HD - GT2</u>	139	1935	NA	NA
<u>Intel HD 500</u>	298	1751	NA	NA
<u>Intel HD 505</u>	352	1703	NA	NA
<u>Intel HD 510</u>	626	1402	NA	NA
<u>Intel HD 515</u>	632	1389	NA	NA
Videocard Name	Passmark G3D Mark (higher is better)	Rank (lower is better)	Videocard Value (higher is better)	Price (USD)
<u>Intel HD 520</u>	869	1165	NA	NA
<u>Intel HD 530</u>	994	1084	NA	NA
<u>Intel HD 610</u>	691	1329	NA	NA
<u>Intel HD 615</u>	721	1301	NA	NA
<u>Intel HD 630</u>	1107	1026	NA	NA
<u>Intel HD 2000</u>	213	1836	NA	NA
<u>Intel HD 3000</u>	255	1793	<a href="#">0.27</a>	<a href="#">\$945.00*</a>
<u>Intel HD 4000</u>	345	1707	<a href="#">0.22</a>	<a href="#">\$1,592.95*</a>
<u>Intel HD 4400</u>	520	1540	NA	NA
<u>Intel HD 4600</u>	630	1395	NA	NA
<u>Intel HD 5000</u>	579	1462	<a href="#">0.93</a>	<a href="#">\$625.00*</a>
<u>Intel HD 5200</u>	830	1197	NA	NA
<u>Intel HD 5300</u>	391	1669	NA	NA
<u>Intel HD 5500</u>	587	1452	NA	NA
<u>Intel HD 5600</u>	2263	677	NA	NA
<u>Intel HD 6000</u>	859	1170	NA	NA
<u>Intel HD Family</u>	458	1611	NA	NA
<u>Intel HD Graphics 620</u>	927	1128	NA	NA
<u>Intel HD manual-15.28-1861</u>	62	2166	NA	NA
<u>Intel HD manual-gen9_2015-133271</u>	165	1894	NA	NA
				NA
				NA

Videocard Name	Passmark G3D Mark (higher is better)	Rank (lower is better)	Videocard Value (higher is better)	Price (USD)
<a href="#">Intel HD P3000</a>	286	1761	NA	NA
<a href="#">Intel HD P4000</a>	516	1546	NA	NA
<a href="#">Intel HD P4600</a>	604	1427	NA	NA
<a href="#">Intel HD P4600/P4700</a>	634	1386	NA	NA
<a href="#">Intel Infoshock HD</a>	193	1859	NA	NA
<a href="#">Intel Iris 540</a>	1255	966	NA	NA
<a href="#">Intel Iris 550</a>	1429	919	NA	NA
<a href="#">Intel Iris 650</a>	1432	916	NA	NA
<a href="#">Intel Iris 5100</a>	742	1282	NA	NA
<a href="#">Intel Iris 6100</a>	904	1144	NA	NA
<a href="#">Intel Iris Plus</a>	1818	797	NA	NA
<a href="#">Intel Iris Plus 640</a>	1347	939	NA	NA
<a href="#">Intel Iris Plus 645</a>	1727	822	NA	NA
<a href="#">Intel Iris Plus 650</a>	1586	862	NA	NA
<a href="#">Intel Iris Plus 655</a>	1744	813	NA	NA
<a href="#">Intel Iris Pro 580</a>	1980	744	NA	NA
<a href="#">Intel Iris Pro 5200</a>	1190	994	NA	NA
<a href="#">Intel Iris Pro 6100</a>	925	1132	NA	NA
<a href="#">Intel Iris Pro Graphics 6200</a>	1461	906	NA	NA
<a href="#">Intel Iris Pro P580</a>	2231	686	NA	NA
<a href="#">Intel Iris Pro P6300</a>	1625	849	NA	NA
<a href="#">Intel Iris Xe</a>	2692	588	NA	NA
<a href="#">Intel Iris Xe MAX</a>	1971	747	NA	NA
<a href="#">Intel Iris Xe MAX 100</a>	1927	762	NA	NA
<a href="#">Intel Media Accelerator</a>	32	2283	NA	NA
<a href="#">Intel Media Accelerator 500</a>	3	2465	NA	NA
Videocard Name	Passmark G3D Mark (higher is better)	Rank (lower is better)	Videocard Value (higher is better)	Price (USD)
<a href="#">Intel Media Accelerator 600</a>	6	2381	NA	NA
<a href="#">Intel Media Accelerator 3150</a>	2	2483	NA	NA
<a href="#">Intel Media Accelerator HD</a>	108	2029	NA	NA
<a href="#">Intel Poison Ivy</a>	738	1288	NA	NA
<a href="#">Intel Q33 Express</a>	5	2413	NA	NA
				NA
				NA

Videocard Name	Passmark G3D Mark (higher is better)	Rank (lower is better)	Videocard Value (higher is better)	Price (USD)
<a href="#">Intel Q45/Q43 Express-Chipsatz</a>	57	2183	NA	NA
<a href="#">Intel Q965/Q963 Express</a>	172	1883	NA	NA
<a href="#">Intel Skylake HD DT GT2</a>	576	1467	NA	NA
<a href="#">Intel UHD Graphics</a>	1479	903	NA	NA
<a href="#">Intel UHD Graphics 600</a>	323	1731	NA	NA
<a href="#">Intel UHD Graphics 605</a>	372	1687	NA	NA
<a href="#">Intel UHD Graphics 610</a>	718	1308	NA	NA
<a href="#">Intel UHD Graphics 615</a>	742	1283	NA	NA
<a href="#">Intel UHD Graphics 617</a>	892	1154	NA	NA
<a href="#">Intel UHD Graphics 620</a>	1043	1060	NA	NA
<a href="#">Intel UHD Graphics 630</a>	1245	968	NA	NA
<a href="#">Intel UHD Graphics 710</a>	1079	1042	NA	NA
<a href="#">Intel UHD Graphics 730</a>	1623	851	NA	NA
<a href="#">Intel UHD Graphics 750</a>	1738	816	NA	NA
<a href="#">Intel UHD Graphics 770</a>	1858	784	NA	NA
<a href="#">Intel UHD Graphics P630</a>	2220	689	NA	NA
<a href="#">Intel UHD Graphics P750</a>	1726	823	NA	NA
<a href="#">Intel US15 Embedded Media and Controller</a>	7	2378	NA	NA
<a href="#">ION</a>	84	2097	<a href="#">0.37</a>	<a href="#">\$229.99*</a>
<a href="#">ION LE</a>	97	2060	NA	NA
<a href="#">L4</a>	11518	169	NA	NA
<a href="#">M860G with Mobility Radeon 4100</a>	75	2122	NA	NA
<a href="#">M880G with Mobility Radeon HD 4200</a>	92	2074	NA	NA
<a href="#">M880G with Mobility Radeon HD 4225</a>	71	2133	NA	NA
<a href="#">M880G with Mobility Radeon HD 4250</a>	104	2041	NA	NA
<a href="#">Master X3100 Driver</a>	10	2360	NA	NA
<a href="#">Matrox C420 LP PCIe x16</a>	597	1435	NA	NA
<a href="#">Matrox C680 PCIe x16</a>	1903	768	NA	NA
<a href="#">Matrox C900 PCIe x16</a>	1812	800	NA	NA
<a href="#">Matrox G200e WDDM 1.2</a>	59	2173	NA	NA
<a href="#">Matrox G200e WDDM 2.0</a>	100	2054	NA	NA
<a href="#">Matrox G200eh</a>	40	2240	NA	NA
<a href="#">Matrox G200eh WDDM 1.2</a>	51	2194	NA	NA
				NA

Videocard Name	Passmark G3D Mark (higher is better)	Rank (lower is better)	Videocard Value (higher is better)	Price (USD)
<u>Matrox G200eR</u>	45	2220	NA	NA
<u>Matrox G200eR WDDM 1.2</u>	45	2220	NA	NA
<u>Matrox G200eR WDDM 2.0</u>	67	2152	NA	NA
<u>Matrox G200eW</u>	39	2245	NA	NA
<u>Matrox G200eW3 WDDM 2.0</u>	94	2068	NA	NA
<u>Matrox G200eW WDDM 1.2</u>	50	2204	NA	NA
<u>Matrox LUMA A310</u>	3690	481	NA	NA
Videocard Name	Passmark G3D Mark (higher is better)	Rank (lower is better)	Videocard Value (higher is better)	Price (USD)
<u>Matrox LUMA A310F</u>	3873	463	NA	NA
<u>Matrox LUMA A380P</u>	5805	329	NA	NA
<u>Matrox M9120 PCIe x16</u>	19	2332	NA	NA
<u>Matrox M9120 Plus LP PCIe x16</u>	25	2310	NA	NA
<u>Matrox M9125 PCIe x16</u>	25	2311	NA	NA
<u>Matrox M9128 LP PCIe x16</u>	31	2288	NA	NA
<u>Matrox M9138 LP PCIe x16</u>	42	2232	NA	NA
<u>Matrox M9140 LP PCIe x16</u>	23	2323	NA	NA
<u>Matrox M9148 LP PCIe x16</u>	40	2242	NA	NA
<u>Matrox Millennium P650 PCIe 128</u>	5	2409	NA	NA
<u>Matrox Millennium P690 PCIe x16</u>	366	1690	NA	NA
<u>Matrox Millennium P690 Plus LP PCIe x16</u>	6	2383	NA	NA
<u>Matrox Parhelia 128MB</u>	3	2467	<a href="#">0.01</a>	<a href="#">\$393.99*</a>
<u>Matrox Parhelia 256MB</u>	9	2362	NA	NA
<u>Matrox Parhelia APVe</u>	5	2402	NA	NA
<u>MEDION RADEON 9800 XXL</u>	71	2132	NA	NA
<u>MEDION RADEON X740XL</u>	94	2067	NA	NA
<u>MIRRORV3</u>	1080	1040	NA	NA
<u>Mobile Intel965 Express</u>	17	2342	NA	NA
<u>Mobile Intel 4 Express-Chipsatzfamilie</u>	44	2226	NA	NA
<u>Mobile Intel 45 Express</u>	43	2228	NA	NA
<u>Mobile Intel 45 Express-Chipsatzfamilie</u>	117	1996	NA	NA
<u>Mobile Intel 915GM/GMS/910GML Express</u>	1	2509	NA	NA
<u>Mobile Intel 945 Express</u>	1	2510	NA	NA
<u>Mobile Intel 945GM Express</u>	5	2397	NA	NA
				NA
				NA

Videocard Name	Passmark G3D Mark (higher is better)	Rank (lower is better)	Videocard Value (higher is better)	Price (USD)
<u>Mobile Intel 965 Express-Chipsatzfamilie</u>	24	2320	NA	NA
<u>Mobile Intel 965 Express-Chipsatzfamilie</u>	24	2320	NA	NA
<u>Mobile Intel - famiglia Express Chipset 45</u>	38	2250	NA	NA
<u>Mobile Intel HD</u>	235	1810	<a href="#">0.49</a>	<a href="#">\$479.98*</a>
<u>Mobile Intel serie 4 Express</u>	44	2225	NA	NA
<u>MOBILITY FIREGL 7800</u>	4	2424	NA	NA
<u>MOBILITY FIREGL T2</u>	40	2239	NA	NA
<u>MOBILITY FIREGL T2/T2e</u>	33	2277	NA	NA
<u>MOBILITY FireGL V3200</u>	62	2168	NA	NA
<u>MOBILITY FireGL V5000</u>	81	2106	NA	NA
<u>MOBILITY FireGL V5200</u>	44	2222	NA	NA
<u>MOBILITY FireGL V5250</u>	27	2301	NA	NA
<u>Mobility FireGL V5725</u>	219	1826	NA	NA
<u>MOBILITY IGP 9000/9100</u>	10	2361	NA	NA
<u>Mobility Radeon 4100</u>	81	2111	NA	NA
<u>MOBILITY RADEON 7000 IGP</u>	6	2389	NA	NA
<u>MOBILITY RADEON 7500</u>	3	2461	NA	NA
<u>MOBILITY RADEON 9000</u>	3	2471	NA	NA
<u>MOBILITY RADEON 9000 IGP</u>	7	2373	NA	NA
<u>MOBILITY RADEON 9000/9100 IGP</u>	5	2401	NA	NA
<u>MOBILITY RADEON 9100 IGP</u>	2	2482	NA	NA
<u>MOBILITY RADEON 9200</u>	3	2480	NA	NA
Videocard Name	Passmark G3D Mark (higher is better)	Rank (lower is better)	Videocard Value (higher is better)	Price (USD)
<u>MOBILITY RADEON 9550</u>	30	2294	NA	NA
<u>MOBILITY RADEON 9600</u>	36	2264	NA	NA
<u>MOBILITY RADEON 9600 PRO TURBO</u>	24	2316	NA	NA
<u>MOBILITY RADEON 9600/9700</u>	39	2248	NA	NA
<u>MOBILITY RADEON 9700</u>	27	2300	NA	NA
<u>MOBILITY RADEON 9800</u>	46	2218	NA	NA
<u>Mobility Radeon HD 530v</u>	174	1880	NA	NA
<u>Mobility Radeon HD 540v</u>	188	1866	NA	NA
<u>Mobility Radeon HD 545v</u>	199	1853	NA	NA
<u>Mobility Radeon HD 550v</u>	266	1781	NA	NA
				NA
				NA



Videocard Name	Passmark G3D Mark (higher is better)	Rank (lower is better)	Videocard Value (higher is better)	Price (USD)
<u><a href="#">Mobility Radeon HD 2300</a></u>	88	2082	NA	NA
<u><a href="#">Mobility Radeon HD 2400</a></u>	89	2084	NA	NA
<u><a href="#">Mobility Radeon HD 2400 XT</a></u>	102	2050	NA	NA
<u><a href="#">Mobility Radeon HD 2600</a></u>	167	1891	NA	NA
<u><a href="#">Mobility Radeon HD 2600 XT</a></u>	191	1862	NA	NA
<u><a href="#">Mobility Radeon HD 3400 Serisi</a></u>	111	2021	NA	NA
<u><a href="#">Mobility Radeon HD 3410</a></u>	62	2165	NA	NA
<u><a href="#">Mobility Radeon HD 3430</a></u>	98	2059	NA	NA
<u><a href="#">Mobility Radeon HD 3450</a></u>	91	2081	NA	NA
<u><a href="#">Mobility Radeon HD 3470</a></u>	93	2071	NA	NA
<u><a href="#">Mobility Radeon HD 3470 Hybrid X2</a></u>	93	2069	NA	NA
<u><a href="#">Mobility Radeon HD 3650</a></u>	129	1957	<a href="#">1.77</a>	<a href="#">\$73.53*</a>
<u><a href="#">Mobility Radeon HD 3670</a></u>	232	1814	NA	NA
<u><a href="#">Mobility Radeon HD 3850</a></u>	365	1692	NA	NA
<u><a href="#">Mobility Radeon HD 3870</a></u>	547	1504	NA	NA
<u><a href="#">Mobility Radeon HD 3870 X2</a></u>	477	1582	NA	NA
<u><a href="#">Mobility Radeon HD 4200</a></u>	90	2082	NA	NA
<u><a href="#">Mobility Radeon HD 4225</a></u>	66	2160	NA	NA
<u><a href="#">Mobility Radeon HD 4250</a></u>	98	2057	NA	NA
<u><a href="#">Mobility Radeon HD 4270</a></u>	92	2073	NA	NA
<u><a href="#">Mobility Radeon HD 4300 Serisi</a></u>	73	2128	NA	NA
<u><a href="#">Mobility Radeon HD 4330</a></u>	135	1947	NA	NA
<u><a href="#">Mobility Radeon HD 4350</a></u>	148	1916	NA	NA
<u><a href="#">Mobility Radeon HD 4550</a></u>	191	1864	NA	NA
<u><a href="#">Mobility Radeon HD 4570</a></u>	142	1927	<a href="#">1.87</a>	<a href="#">\$75.90*</a>
<u><a href="#">Mobility Radeon HD 4650</a></u>	401	1662	NA	NA
<u><a href="#">Mobility Radeon HD 4670</a></u>	463	1606	NA	NA
<u><a href="#">Mobility Radeon HD 4830</a></u>	511	1548	NA	NA
<u><a href="#">Mobility Radeon HD 4850</a></u>	866	1167	NA	NA
<u><a href="#">Mobility Radeon HD 4870</a></u>	719	1304	NA	NA
<u><a href="#">Mobility Radeon HD 5000</a></u>	773	1244	NA	NA
<u><a href="#">Mobility Radeon HD 5000 Serisi</a></u>	478	1580	NA	NA
<u><a href="#">Mobility Radeon HD 5165</a></u>	284	1763	NA	NA
<u><a href="#">Mobility Radeon HD 5430</a></u>	181	1871	NA	NA
				NA

Videocard Name	Passmark G3D Mark (higher is better)	Rank (lower is better)	Videocard Value (higher is better)	Price (USD)
<u><a href="#">Mobility Radeon HD 5470</a></u>	538	1518	NA	NA
<u><a href="#">Mobility Radeon HD 5570</a></u>	538	1518	NA	NA
Videocard Name	Passmark G3D Mark (higher is better)	Rank (lower is better)	Videocard Value (higher is better)	Price (USD)
<u><a href="#">Mobility Radeon HD 5650</a></u>	448	1622	NA	NA
<u><a href="#">Mobility Radeon HD 5730</a></u>	499	1560	NA	NA
<u><a href="#">Mobility Radeon HD 5850</a></u>	763	1255	NA	NA
<u><a href="#">Mobility Radeon HD 5870</a></u>	1093	1034	NA	NA
<u><a href="#">Mobility Radeon HD serie 4200</a></u>	96	2064	NA	NA
<u><a href="#">MOBILITY RADEON X300</a></u>	33	2276	NA	NA
<u><a href="#">MOBILITY RADEON X600</a></u>	50	2203	NA	NA
<u><a href="#">MOBILITY RADEON X600 SE</a></u>	49	2206	NA	NA
<u><a href="#">MOBILITY RADEON X700</a></u>	66	2157	NA	NA
<u><a href="#">MOBILITY RADEON X700 XL</a></u>	59	2170	NA	NA
<u><a href="#">Mobility Radeon X1300</a></u>	39	2246	NA	NA
<u><a href="#">Mobility Radeon X1350</a></u>	39	2244	NA	NA
<u><a href="#">Mobility Radeon X1400</a></u>	42	2229	NA	NA
<u><a href="#">Mobility Radeon X1450</a></u>	33	2280	NA	NA
<u><a href="#">Mobility Radeon X1600</a></u>	92	2076	NA	NA
<u><a href="#">Mobility Radeon X1700</a></u>	104	2039	NA	NA
<u><a href="#">MOBILITY RADEON X1800</a></u>	130	1956	NA	NA
<u><a href="#">Mobility Radeon X1900</a></u>	134	1948	NA	NA
<u><a href="#">Mobility Radeon X2300</a></u>	48	2211	NA	NA
<u><a href="#">Mobility Radeon X2300 HD</a></u>	48	2210	NA	NA
<u><a href="#">Mobility Radeon X2500</a></u>	81	2105	NA	NA
<u><a href="#">MOBILITY RADEON XPRESS 200</a></u>	27	2304	NA	NA
<u><a href="#">Mobility Radeon. HD 5470</a></u>	215	1832	NA	NA
<u><a href="#">MOBILITY/RADEON 9000</a></u>	4	2444	NA	NA
<u><a href="#">MONSTER GeForce GTX 675M</a></u>	2637	595	NA	NA
<u><a href="#">MxGPU</a></u>	1826	795	NA	NA
<u><a href="#">N16P-GX</a></u>	1204	988	NA	NA
<u><a href="#">N18E-Q1</a></u>	2525	617	NA	NA
<u><a href="#">nForce 750a SLI</a></u>	83	2101	NA	NA
<u><a href="#">nForce 760i SLI</a></u>	140	1933	NA	NA
				NA
				NA

Videocard Name	Passmark G3D Mark (higher is better)	Rank (lower is better)	Videocard Value (higher is better)	Price (USD)
<a href="#">NVIDIA A10</a>	22064	39	NA	NA
<a href="#">NVIDIA A10-4Q</a>	3424	508	NA	NA
<a href="#">NVIDIA A10G</a>	18487	67	NA	NA
<a href="#">NVIDIA A40</a>	13370	133	NA	NA
<a href="#">NVIDIA A40-8Q</a>	4220	441	NA	NA
<a href="#">NVIDIA GeForce3 Ti200</a>	5	2399	NA	NA
<a href="#">NVIDIA TITAN X</a>	13659	127	<a href="#">22.46</a>	<a href="#">\$608.10*</a>
<a href="#">NVIDIA TITAN Xp</a>	18699	64	<a href="#">11.37</a>	<a href="#">\$1,645.00*</a>
<a href="#">NVS 300</a>	121	1980	<a href="#">1.93</a>	<a href="#">\$62.97*</a>
<a href="#">NVS 310</a>	247	1800	<a href="#">3.99</a>	<a href="#">\$62.06*</a>
<a href="#">NVS 315</a>	299	1750	<a href="#">4.27</a>	<a href="#">\$69.99*</a>
<a href="#">NVS 510</a>	704	1322	<a href="#">6.29</a>	<a href="#">\$111.99*</a>
<a href="#">NVS 810</a>	1179	1000	<a href="#">1.89</a>	<a href="#">\$624.99*</a>
<a href="#">NVS 2100M</a>	139	1934	NA	NA
<a href="#">NVS 3100M</a>	114	2006	NA	NA
<a href="#">NVS 4200M</a>	278	1769	<a href="#">0.70</a>	<a href="#">\$399.00*</a>
Videocard Name	Passmark G3D Mark (higher is better)	Rank (lower is better)	Videocard Value (higher is better)	Price (USD)
<a href="#">NVS 5100M</a>	188	1865	NA	NA
<a href="#">NVS 5200M</a>	516	1545	NA	NA
<a href="#">NVS 5400M</a>	629	1397	NA	NA
<a href="#">OPAL XT/GL</a>	1053	1053	NA	NA
<a href="#">P104-100</a>	3806	469	<a href="#">12.69</a>	<a href="#">\$299.99*</a>
<a href="#">P106-090</a>	2342	653	NA	NA
<a href="#">P106-100</a>	6357	304	NA	NA
<a href="#">PCI\VEN_1002&amp;DEV_164E&amp;SUBSYS_D0001458&amp;REV_C3 Ryzen</a>	1653	837	NA	NA
<a href="#">PCI\VEN_1002&amp;DEV_164E&amp;SUBSYS_D0001458&amp;REV_C7 Ryzen</a>	1642	842	NA	NA
<a href="#">PHDGD Ivy 4</a>	374	1686	NA	NA
<a href="#">PHDGD Ivy 5</a>	445	1625	NA	NA
<a href="#">PHDGD Quantic C3</a>	116	1997	NA	NA
<a href="#">PHDGD Sapphire GR for Mobile Intel 965</a>	25	2309	NA	NA
<a href="#">PHDGD Solo 1.2.0 x86</a>	11	2359	NA	NA
				NA
				NA

Videocard Name	Passmark G3D Mark (higher is better)	Rank (lower is better)	Videocard Value (higher is better)	Price (USD)
<u>Quadro2 Pro</u>	1	2517	NA	NA
<u>Quadro4 380 XGL</u>	6	2384	NA	NA
<u>Quadro4 900 XGL</u>	4	2417	NA	NA
<u>Quadro4 980 XGL</u>	5	2415	<a href="#">0.01</a>	<a href="#">\$341.43*</a>
<u>Quadro 280 NVS PCIe</u>	5	2398	NA	NA
<u>Quadro 400</u>	148	1915	<a href="#">0.70</a>	<a href="#">\$211.00*</a>
<u>Quadro 410</u>	441	1630	<a href="#">3.42</a>	<a href="#">\$129.00*</a>
<u>Quadro 500M</u>	570	1475	<a href="#">2.07</a>	<a href="#">\$275.14*</a>
<u>Quadro 600</u>	535	1521	<a href="#">7.05</a>	<a href="#">\$76.00*</a>
<u>Quadro 1000M</u>	570	1476	<a href="#">10.47</a>	<a href="#">\$54.50*</a>
<u>Quadro 1100M</u>	755	1263	NA	NA
<u>Quadro 2000</u>	947	1110	<a href="#">4.44</a>	<a href="#">\$213.23*</a>
<u>Quadro 2000 D</u>	1239	970	NA	NA
<u>Quadro 2000D</u>	974	1095	<a href="#">6.96</a>	<a href="#">\$140.00*</a>
<u>Quadro 2000M</u>	781	1237	<a href="#">3.40</a>	<a href="#">\$229.74*</a>
<u>Quadro 2100M</u>	1100	1030	NA	NA
<u>Quadro 3000M</u>	1019	1070	<a href="#">14.56</a>	<a href="#">\$69.99*</a>
<u>Quadro 4000</u>	1478	904	<a href="#">1.47</a>	<a href="#">\$1,008.09*</a>
<u>Quadro 4000M</u>	1328	943	<a href="#">5.72</a>	<a href="#">\$232.06*</a>
<u>Quadro 5000</u>	1926	763	<a href="#">2.62</a>	<a href="#">\$735.73*</a>
<u>Quadro 5000M</u>	2059	723	NA	NA
<u>Quadro 5010M</u>	1771	808	<a href="#">7.51</a>	<a href="#">\$235.95*</a>
<u>Quadro 6000</u>	2705	586	<a href="#">0.66</a>	<a href="#">\$4,092.38*</a>
<u>Quadro 7000</u>	3505	500	NA	NA
<u>Quadro CX</u>	947	1112	<a href="#">6.32</a>	<a href="#">\$149.95*</a>
<u>Quadro FX 350</u>	85	2091	NA	NA
<u>Quadro FX 350M</u>	44	2224	NA	NA
<u>Quadro FX 360M</u>	86	2088	NA	NA
<u>Quadro FX 370</u>	83	2100	<a href="#">0.67</a>	<a href="#">\$125.00*</a>
<u>Quadro FX 370 Low Profile</u>	102	2046	NA	NA
<u>Quadro FX 370 LP</u>	108	2030	NA	NA
<u>Quadro FX 370M</u>	93	2072	NA	NA
Passmark G3D Mark				Rank
Videocard Value				Price (USD)
				<a href="#">\$72.50*</a>

Videocard Name	Passmark G3D Mark (higher is better)	Rank (lower is better)	Videocard Value (higher is better)	Price (USD)
<a href="#">Quadro FX 300</a>	120	1983	NA	NA
<a href="#">Quadro FX 380M</a>	120	1983	NA	NA
<a href="#">Quadro FX 500/600 PCI</a>	14	2348	NA	NA
<a href="#">Quadro FX 500/FX 600</a>	7	2376	NA	NA
<a href="#">Quadro FX 540</a>	80	2113	<a href="#">1.35</a>	<a href="#">\$59.99*</a>
<a href="#">Quadro FX 550</a>	63	2163	<a href="#">0.22</a>	<a href="#">\$287.82*</a>
<a href="#">Quadro FX 560</a>	113	2010	<a href="#">0.76</a>	<a href="#">\$150.25*</a>
<a href="#">Quadro FX 570</a>	232	1813	<a href="#">2.03</a>	<a href="#">\$115.00*</a>
<a href="#">Quadro FX 570M</a>	104	2042	NA	NA
<a href="#">Quadro FX 580</a>	156	1900	<a href="#">1.20</a>	<a href="#">\$130.00*</a>
<a href="#">Quadro FX 770M</a>	170	1885	<a href="#">0.32</a>	<a href="#">\$527.00*</a>
<a href="#">Quadro FX 880M</a>	215	1831	NA	NA
<a href="#">Quadro FX 1000</a>	34	2272	NA	NA
<a href="#">Quadro FX 1100</a>	35	2265	<a href="#">0.17</a>	<a href="#">\$212.99*</a>
<a href="#">Quadro FX 1300</a>	34	2271	NA	NA
<a href="#">Quadro FX 1400</a>	124	1972	<a href="#">0.51</a>	<a href="#">\$245.01*</a>
<a href="#">Quadro FX 1500</a>	197	1857	<a href="#">1.71</a>	<a href="#">\$115.01*</a>
<a href="#">Quadro FX 1500M</a>	171	1884	NA	NA
<a href="#">Quadro FX 1600M</a>	131	1955	<a href="#">0.87</a>	<a href="#">\$149.90*</a>
<a href="#">Quadro FX 1700</a>	150	1909	<a href="#">0.43</a>	<a href="#">\$350.14*</a>
<a href="#">Quadro FX 1700M</a>	172	1882	NA	NA
<a href="#">Quadro FX 1800</a>	399	1665	<a href="#">2.96</a>	<a href="#">\$135.00*</a>
<a href="#">Quadro FX 1800M</a>	466	1596	NA	NA
<a href="#">Quadro FX 2000</a>	18	2339	NA	NA
<a href="#">Quadro FX 2500M</a>	217	1827	<a href="#">12.45</a>	<a href="#">\$17.50*</a>
<a href="#">Quadro FX 2700</a>	543	1512	NA	NA
<a href="#">Quadro FX 2700M</a>	370	1688	<a href="#">3.70</a>	<a href="#">\$99.95*</a>
<a href="#">Quadro FX 2800M</a>	418	1649	<a href="#">2.20</a>	<a href="#">\$190.00*</a>
<a href="#">Quadro FX 3000</a>	69	2147	<a href="#">0.41</a>	<a href="#">\$166.61*</a>
<a href="#">Quadro FX 3400/4400</a>	104	2040	NA	NA
<a href="#">Quadro FX 3450</a>	148	1914	<a href="#">1.24</a>	<a href="#">\$119.99*</a>
<a href="#">Quadro FX 3450/4000 SDI</a>	179	1875	NA	NA
<a href="#">Quadro FX 3500</a>	259	1788	<a href="#">3.77</a>	<a href="#">\$68.98*</a>
<a href="#">Quadro FX 3500M</a>	306	1745	<a href="#">3.06</a>	<a href="#">\$99.99*</a>
				NA

Videocard Name	Passmark G3D Mark (higher is better)	Rank (lower is better)	Videocard Value (higher is better)	Price (USD)
<a href="#">Quadro FX 3700</a>	456	1616	<a href="#">0.49</a>	<a href="#">\$925.00*</a>
<a href="#">Quadro FX 3700M</a>	456	1616	<a href="#">0.49</a>	<a href="#">\$925.00*</a>
<a href="#">Quadro FX 3800</a>	798	1223	<a href="#">3.08</a>	<a href="#">\$259.13*</a>
<a href="#">Quadro FX 3800M</a>	605	1424	NA	NA
<a href="#">Quadro FX 4000</a>	101	2053	NA	NA
<a href="#">Quadro FX 4500</a>	227	1819	<a href="#">1.34</a>	<a href="#">\$169.00*</a>
<a href="#">Quadro FX 4500 X2</a>	236	1809	NA	NA
<a href="#">Quadro FX 4600</a>	430	1639	<a href="#">1.29</a>	<a href="#">\$333.25*</a>
<a href="#">Quadro FX 4700 X2</a>	676	1346	NA	NA
<a href="#">Quadro FX 4800</a>	991	1086	<a href="#">4.86</a>	<a href="#">\$204.00*</a>
<a href="#">Quadro FX 5500</a>	242	1804	<a href="#">0.12</a>	<a href="#">\$1,999.00*</a>
<a href="#">Quadro FX 5600</a>	525	1534	<a href="#">1.78</a>	<a href="#">\$295.00*</a>
<a href="#">Quadro FX 5800</a>	1223	982	<a href="#">4.46</a>	<a href="#">\$274.00*</a>
Videocard Name	Passmark G3D Mark (higher is better)	Rank (lower is better)	Videocard Value (higher is better)	Price (USD)
<a href="#">Quadro FX Go1400</a>	101	2051	NA	NA
<a href="#">Quadro GP100</a>	16374	86	NA	NA
<a href="#">Quadro GV100</a>	20021	50	<a href="#">2.22</a>	<a href="#">\$8,999.00*</a>
<a href="#">Quadro K420</a>	750	1268	<a href="#">2.79</a>	<a href="#">\$269.00*</a>
<a href="#">Quadro K510M</a>	641	1379	NA	NA
<a href="#">Quadro K600</a>	744	1277	<a href="#">12.36</a>	<a href="#">\$60.24*</a>
<a href="#">Quadro K610M</a>	719	1305	<a href="#">3.00</a>	<a href="#">\$240.00*</a>
<a href="#">Quadro K620</a>	2238	684	<a href="#">1.10</a>	<a href="#">\$2,029.99*</a>
<a href="#">Quadro K620M</a>	1152	1010	NA	NA
<a href="#">Quadro K1000M</a>	783	1235	<a href="#">11.20</a>	<a href="#">\$69.95*</a>
<a href="#">Quadro K1100M</a>	1087	1036	<a href="#">3.37</a>	<a href="#">\$322.99*</a>
<a href="#">Quadro K1200</a>	2907	553	<a href="#">10.19</a>	<a href="#">\$285.29*</a>
<a href="#">Quadro K2000</a>	1576	867	<a href="#">5.36</a>	<a href="#">\$294.00*</a>
<a href="#">Quadro K2000D</a>	1577	865	<a href="#">4.64</a>	<a href="#">\$339.99*</a>
<a href="#">Quadro K2000M</a>	1013	1073	<a href="#">7.03</a>	<a href="#">\$144.04*</a>
<a href="#">Quadro K2100M</a>	1359	936	<a href="#">3.27</a>	<a href="#">\$415.99*</a>
<a href="#">Quadro K2200</a>	3555	493	<a href="#">13.25</a>	<a href="#">\$268.30*</a>
<a href="#">Quadro K2200M</a>	3468	502	<a href="#">27.76</a>	<a href="#">\$124.95*</a>
<a href="#">Quadro K3000M</a>	1647	839	<a href="#">4.04</a>	<a href="#">\$407.56*</a>
				<a href="#">\$399.95*</a>
				<a href="#">\$270.00*</a>

Videocard Name	Passmark G3D Mark (higher is better)	Rank (lower is better)	Videocard Value (higher is better)	Price (USD)
<a href="#">Quadro K1000M</a>	1515	151	<a href="#">1.00</a>	<a href="#">\$201.00</a>
<a href="#">Quadro K4100M</a>	2735	578	<a href="#">10.47</a>	<a href="#">\$261.29*</a>
<a href="#">Quadro K4200</a>	4321	435	<a href="#">17.35</a>	<a href="#">\$249.00*</a>
<a href="#">Quadro K5000</a>	3986	454	<a href="#">16.01</a>	<a href="#">\$249.00*</a>
<a href="#">Quadro K5000M</a>	2779	574	<a href="#">5.46</a>	<a href="#">\$508.91*</a>
<a href="#">Quadro K5100M</a>	3077	541	<a href="#">2.78</a>	<a href="#">\$1,108.84*</a>
<a href="#">Quadro K5200</a>	6014	320	<a href="#">14.49</a>	<a href="#">\$415.00*</a>
<a href="#">Quadro K6000</a>	8059	244	<a href="#">38.26</a>	<a href="#">\$210.66*</a>
<a href="#">Quadro M500M</a>	1173	1003	NA	NA
<a href="#">Quadro M520</a>	1870	777	NA	NA
<a href="#">Quadro M600M</a>	2147	701	<a href="#">8.52</a>	<a href="#">\$251.99*</a>
<a href="#">Quadro M620</a>	2836	564	NA	NA
<a href="#">Quadro M1000M</a>	2889	556	<a href="#">33.61</a>	<a href="#">\$85.99*</a>
<a href="#">Quadro M1200</a>	3244	522	NA	NA
<a href="#">Quadro M2000</a>	3993	453	<a href="#">15.11</a>	<a href="#">\$264.24*</a>
<a href="#">Quadro M2000M</a>	3459	503	<a href="#">16.23</a>	<a href="#">\$213.16*</a>
<a href="#">Quadro M2200</a>	4305	438	<a href="#">17.22</a>	<a href="#">\$249.99*</a>
<a href="#">Quadro M3000M</a>	5556	342	<a href="#">34.74</a>	<a href="#">\$159.95*</a>
<a href="#">Quadro M4000</a>	6691	294	<a href="#">18.48</a>	<a href="#">\$362.00*</a>
<a href="#">Quadro M4000M</a>	6252	310	<a href="#">24.53</a>	<a href="#">\$254.91*</a>
<a href="#">Quadro M5000</a>	9388	210	<a href="#">18.82</a>	<a href="#">\$499.00*</a>
<a href="#">Quadro M5000M</a>	6929	286	<a href="#">12.67</a>	<a href="#">\$546.92*</a>
<a href="#">Quadro M5500</a>	7915	253	NA	NA
<a href="#">Quadro M6000</a>	11763	165	<a href="#">2.44</a>	<a href="#">\$4,827.53*</a>
<a href="#">Quadro M6000 24GB</a>	11910	162	NA	NA
<a href="#">Quadro NVS 55/280 PCI</a>	6	2392	NA	NA
<a href="#">Quadro NVS 110M</a>	47	2214	NA	NA
<a href="#">Quadro NVS 120M</a>	46	2216	NA	NA
Videocard Name	Passmark G3D Mark (higher is better)	Rank (lower is better)	Videocard Value (higher is better)	Price (USD)
<a href="#">Quadro NVS 130M</a>	97	2063	NA	NA
<a href="#">Quadro NVS 135M</a>	52	2192	NA	NA
<a href="#">Quadro NVS 140M</a>	69	2146	NA	NA
<a href="#">Quadro NVS 150M</a>	70	2139	NA	NA
				NA
				NA

Videocard Name	Passmark G3D Mark (higher is better)	Rank (lower is better)	Videocard Value (higher is better)	Price (USD)
<u>Quadro NVS 2100 / G3D Mark 3DMARK</u>	10	2330	0.06	...
<u>Quadro NVS 280 PCI</u>	8	2371	<a href="#">0.06</a>	<a href="#">\$130.00*</a>
<u>Quadro NVS 280 SD</u>	2	2501	NA	NA
<u>Quadro NVS 285</u>	42	2233	<a href="#">0.25</a>	<a href="#">\$169.86*</a>
<u>Quadro NVS 285 128MB</u>	38	2252	<a href="#">0.70</a>	<a href="#">\$55.00*</a>
<u>Quadro NVS 290</u>	228	1817	<a href="#">3.86</a>	<a href="#">\$59.00*</a>
<u>Quadro NVS 295</u>	79	2115	<a href="#">1.27</a>	<a href="#">\$63.00*</a>
<u>Quadro NVS 320M</u>	208	1844	NA	NA
<u>Quadro NVS 420</u>	69	2141	<a href="#">0.47</a>	<a href="#">\$150.00*</a>
<u>Quadro NVS 440</u>	37	2256	<a href="#">0.16</a>	<a href="#">\$228.87*</a>
<u>Quadro NVS 450</u>	66	2156	<a href="#">0.42</a>	<a href="#">\$159.00*</a>
<u>Quadro NVS 510M</u>	253	1796	NA	NA
<u>Quadro P400</u>	1625	848	<a href="#">8.08</a>	<a href="#">\$201.17*</a>
<u>Quadro P500</u>	1636	845	NA	NA
<u>Quadro P520</u>	2101	713	<a href="#">1.40</a>	<a href="#">\$1,499.00*</a>
<u>Quadro P600</u>	3280	518	<a href="#">15.58</a>	<a href="#">\$210.58*</a>
<u>Quadro P620</u>	3618	488	<a href="#">6.30</a>	<a href="#">\$574.55*</a>
<u>Quadro P1000</u>	4452	425	<a href="#">15.36</a>	<a href="#">\$289.99*</a>
<u>Quadro P2000</u>	6929	287	<a href="#">15.76</a>	<a href="#">\$439.60*</a>
<u>Quadro P2000 with Max-Q Design</u>	5226	366	NA	NA
<u>Quadro P2200</u>	9365	211	<a href="#">20.37</a>	<a href="#">\$459.80*</a>
<u>Quadro P3000</u>	6620	296	NA	NA
<u>Quadro P3200</u>	9093	216	<a href="#">23.36</a>	<a href="#">\$389.30*</a>
<u>Quadro P3200 with Max-Q Design</u>	9188	213	NA	NA
<u>Quadro P4000</u>	11660	167	<a href="#">20.97</a>	<a href="#">\$556.19*</a>
<u>Quadro P4000 with Max-Q Design</u>	9082	217	NA	NA
<u>Quadro P4200</u>	10568	181	NA	NA
<u>Quadro P4200 with Max-Q Design</u>	11367	172	NA	NA
<u>Quadro P5000</u>	12355	154	<a href="#">6.61</a>	<a href="#">\$1,868.99*</a>
<u>Quadro P5200</u>	12363	153	NA	NA
<u>Quadro P5200 with Max-Q Design</u>	12355	155	NA	NA
<u>Quadro P6000</u>	14965	107	<a href="#">4.60</a>	<a href="#">\$3,250.00*</a>
<u>Quadro RTX 3000</u>	11194	176	NA	NA
<u>Quadro RTX 3000 with Max-Q Design</u>	8365	236	NA	NA
				<a href="#">\$899.00*</a>



Videocard Name	Passmark G3D Mark (higher is better)	Rank (lower is better)	Videocard Value (higher is better)	Price (USD)
<a href="#">Quadro RTX 4000 (Mobile)</a>	12716	146	NA	NA
<a href="#">Quadro RTX 4000 with Max-Q Design</a>	12716	146	NA	NA
<a href="#">Quadro RTX 5000</a>	16046	90	NA	NA
<a href="#">Quadro RTX 5000 (Mobile)</a>	14832	110	NA	NA
<a href="#">Quadro RTX 5000 with Max-Q Design</a>	13655	128	NA	NA
<a href="#">Quadro RTX 6000</a>	18882	62	<a href="#">3.00</a>	<a href="#">\$6,300.00*</a>
<a href="#">Quadro RTX 8000</a>	19378	60	<a href="#">4.09</a>	<a href="#">\$4,741.49*</a>
<a href="#">Quadro T1000</a>	6614	297	<a href="#">17.98</a>	<a href="#">\$367.99*</a>
Videocard Name	Passmark G3D Mark (higher is better)	Rank (lower is better)	Videocard Value (higher is better)	Price (USD)
<a href="#">Quadro T1000 with Max-Q Design</a>	6708	292	NA	NA
<a href="#">Quadro T2000</a>	7183	278	<a href="#">13.60</a>	<a href="#">\$528.35*</a>
<a href="#">Quadro T2000 with Max-Q Design</a>	6956	284	NA	NA
<a href="#">Qualcomm Adreno 7c Gen 3 GPU</a>	748	1271	NA	NA
<a href="#">Qualcomm Adreno 7c+ Gen 3</a>	594	1440	NA	NA
<a href="#">Qualcomm Adreno 8cx Gen 3</a>	1948	755	NA	NA
<a href="#">Qualcomm Adreno 540 GPU</a>	118	1991	NA	NA
<a href="#">Qualcomm Adreno 618 GPU</a>	125	1969	NA	NA
<a href="#">Qualcomm Adreno 630 GPU</a>	282	1765	NA	NA
<a href="#">Qualcomm Adreno 675 GPU</a>	539	1516	NA	NA
<a href="#">Qualcomm Adreno 680 GPU</a>	687	1334	NA	NA
<a href="#">Qualcomm Adreno 685 GPU</a>	892	1155	NA	NA
<a href="#">Qualcomm Adreno 690 GPU</a>	982	1092	NA	NA
<a href="#">QXL KMDOD</a>	18	2334	NA	NA
<a href="#">Radeon 520</a>	859	1169	<a href="#">9.55</a>	<a href="#">\$89.99*</a>
<a href="#">Radeon 530</a>	1010	1075	NA	NA
<a href="#">Radeon 535</a>	1071	1047	NA	NA
<a href="#">Radeon 535DX</a>	788	1232	NA	NA
<a href="#">Radeon 540</a>	1358	937	NA	NA
<a href="#">Radeon 540X</a>	1405	926	NA	NA
<a href="#">Radeon 550</a>	1772	807	<a href="#">23.63</a>	<a href="#">\$74.99</a>
<a href="#">Radeon 550X</a>	1451	909	NA	NA
<a href="#">Radeon 610M</a>	1118	1020	NA	NA
<a href="#">Radeon 610M Ryzen 9 7845HX</a>	21622	42	NA	NA
				NA
				NA

Videocard Name	Passmark G3D Mark (higher is better)	Rank (lower is better)	Videocard Value (higher is better)	Price (USD)
<u><a href="#">Radeon 920</a></u>	1000	1000	NA	NA
<u><a href="#">Radeon 630</a></u>	1271	960	NA	NA
<u><a href="#">Radeon 680M Ryzen 7 7735HS</a></u>	6166	316	NA	NA
<u><a href="#">Radeon 740M</a></u>	3526	497	NA	NA
<u><a href="#">Radeon 760M</a></u>	5835	328	NA	NA
<u><a href="#">Radeon 780M</a></u>	7172	279	NA	NA
<u><a href="#">Radeon 2100</a></u>	59	2171	<u><a href="#">0.31</a></u>	<u><a href="#">\$190.99*</a></u>
<u><a href="#">Radeon 3000</a></u>	98	2058	<u><a href="#">0.31</a></u>	<u><a href="#">\$319.00*</a></u>
<u><a href="#">Radeon 3015e</a></u>	364	1695	NA	NA
<u><a href="#">Radeon 3020e</a></u>	457	1613	NA	NA
<u><a href="#">Radeon 3100</a></u>	73	2126	<u><a href="#">0.41</a></u>	<u><a href="#">\$179.39*</a></u>
<u><a href="#">Radeon 6600M</a></u>	521	1539	NA	NA
<u><a href="#">Radeon 6750M</a></u>	911	1139	NA	NA
<u><a href="#">Radeon 7000 / Radeon VE</a></u>	2	2490	NA	NA
<u><a href="#">RADEON 7000 / RADEON VE Family.</a></u>	3	2453	NA	NA
<u><a href="#">RADEON 7200</a></u>	2	2485	<u><a href="#">0.00</a></u>	<u><a href="#">\$599.99*</a></u>
<u><a href="#">RADEON 7500</a></u>	3	2474	<u><a href="#">0.02</a></u>	<u><a href="#">\$177.25*</a></u>
<u><a href="#">RADEON 7500 Family.</a></u>	4	2425	NA	NA
<u><a href="#">RADEON 8500 Family.</a></u>	6	2385	NA	NA
<u><a href="#">RADEON 9000</a></u>	4	2429	NA	NA
<u><a href="#">RADEON 9000 Family.</a></u>	3	2463	NA	NA
<u><a href="#">RADEON 9100 Family.</a></u>	6	2391	NA	NA
<u><a href="#">RADEON 9100 IGP</a></u>	5	2407	NA	NA
Videocard Name	Passmark G3D Mark (higher is better)	Rank (lower is better)	Videocard Value (higher is better)	Price (USD)
<u><a href="#">RADEON 9200</a></u>	3	2460	<u><a href="#">0.02</a></u>	<u><a href="#">\$153.63*</a></u>
<u><a href="#">RADEON 9200 LE Family.</a></u>	2	2494	NA	NA
<u><a href="#">RADEON 9200 PRO Family.</a></u>	2	2486	NA	NA
<u><a href="#">RADEON 9200 SE</a></u>	2	2497	NA	NA
<u><a href="#">RADEON 9250</a></u>	2	2495	<u><a href="#">0.01</a></u>	<u><a href="#">\$194.00*</a></u>
<u><a href="#">RADEON 9500</a></u>	36	2262	<u><a href="#">0.90</a></u>	<u><a href="#">\$40.50*</a></u>
<u><a href="#">RADEON 9500 PRO / 9700</a></u>	41	2234	NA	NA
<u><a href="#">RADEON 9550</a></u>	34	2269	<u><a href="#">0.12</a></u>	<u><a href="#">\$291.74*</a></u>
<u><a href="#">Radeon 9550 / X1050</a></u>	29	2298	NA	NA
				NA
				NA

Videocard Name	Passmark G3D Mark (higher is better)	Rank (lower is better)	Videocard Value (higher is better)	Price (USD)
<u>RADEON 6000 PRO Family</u>	18	2336	NA	NA
<u>RADEON 9600 TX Family</u>	18	2336	NA	NA
<u>RADEON 9600 XT</u>	35	2267	NA	NA
<u>RADEON 9600SE</u>	27	2302	NA	NA
<u>RADEON 9700 PRO</u>	53	2188	NA	NA
<u>Radeon 9700 TX w/TV-Out</u>	44	2227	NA	NA
<u>RADEON 9800</u>	57	2181	<a href="#">0.18</a>	<a href="#">\$325.00*</a>
<u>RADEON 9800 PRO</u>	59	2172	NA	NA
<u>RADEON 9800 SE</u>	23	2322	NA	NA
<u>RADEON 9800 XT</u>	56	2184	NA	NA
<u>RADEON A9800XT</u>	22	2327	NA	NA
<u>Radeon Athlon Gold 3150U</u>	744	1278	NA	NA
<u>Radeon Athlon Gold PRO 4150GE</u>	1573	869	NA	NA
<u>Radeon Athlon PRO 3045B</u>	555	1493	NA	NA
<u>Radeon Athlon Silver 3050U</u>	678	1341	NA	NA
<u>RADEON E2400</u>	51	2195	NA	NA
<u>RADEON E4690</u>	405	1659	NA	NA
<u>Radeon E6460</u>	323	1730	NA	NA
<u>Radeon E6465</u>	231	1815	NA	NA
<u>Radeon E6760</u>	876	1163	<a href="#">3.65</a>	<a href="#">\$239.99*</a>
<u>Radeon E8860</u>	1686	831	NA	NA
<u>Radeon E8870PCle</u>	3368	511	NA	NA
<u>Radeon Eng Sample: 100-000000085-40_35/24_Y</u>	1440	912	NA	NA
<u>Radeon Eng Sample: 100-000000262-30_Y</u>	2415	633	NA	NA
<u>Radeon Eng Sample: 100-000000285-40_Y</u>	2365	645	NA	NA
<u>Radeon Eng Sample: 100-000000287-40_Y</u>	1861	781	NA	NA
<u>Radeon Eng Sample: 100-000000300-40_Y</u>	2670	591	NA	NA
<u>Radeon Eng Sample: 100-000000371-40_42/18_Y</u>	2590	604	NA	NA
<u>Radeon Eng Sample: 100-000000560-40_Y</u>	5372	351	NA	NA
<u>Radeon Eng Sample: 100-000000561-40_Y</u>	4342	432	NA	NA
<u>Radeon HD4650</u>	239	1805	<a href="#">1.57</a>	<a href="#">\$152.90*</a>
<u>Radeon HD4670</u>	365	1691	NA	NA
<u>RADEON HD6370D</u>	320	1734	NA	NA
<u>RADEON HD6410D</u>	422	1645	NA	NA
				NA

Videocard Name	Passmark G3D Mark (higher is better)	Rank (lower is better)	Videocard Value (higher is better)	Price (USD)
<a href="#">Radeon HD 7490</a>	100	1551	<a href="#">0.80</a>	<a href="#">\$22.50</a>
<a href="#">Radeon HD8530M</a>	490	1570	NA	NA
<a href="#">Radeon HD8970M</a>	3368	510	NA	NA
Videocard Name	Passmark G3D Mark (higher is better)	Rank (lower is better)	Videocard Value (higher is better)	Price (USD)
<a href="#">Radeon HD 2350</a>	76	2119	NA	NA
<a href="#">Radeon HD 2400</a>	120	1984	<a href="#">1.37</a>	<a href="#">\$88.20*</a>
<a href="#">Radeon HD 2400 PCI</a>	14	2349	NA	NA
<a href="#">Radeon HD 2400 Pro</a>	114	2009	NA	NA
<a href="#">Radeon HD 2400 XT</a>	118	1988	NA	NA
<a href="#">Radeon HD 2600 PRO</a>	211	1838	<a href="#">1.12</a>	<a href="#">\$188.44*</a>
<a href="#">Radeon HD 2600 Pro AGP</a>	110	2024	NA	NA
<a href="#">Radeon HD 2600 XT</a>	282	1766	<a href="#">1.78</a>	<a href="#">\$159.00*</a>
<a href="#">Radeon HD 2900 GT</a>	292	1755	NA	NA
<a href="#">Radeon HD 2900 PRO</a>	627	1399	NA	NA
<a href="#">Radeon HD 2900 XT</a>	659	1358	NA	NA
<a href="#">Radeon HD 3000</a>	95	2065	NA	NA
<a href="#">Radeon HD 3200</a>	82	2102	NA	NA
<a href="#">Radeon HD 3300</a>	126	1967	NA	NA
<a href="#">Radeon HD 3450</a>	154	1904	<a href="#">1.73</a>	<a href="#">\$89.00*</a>
<a href="#">Radeon HD 3470</a>	118	1990	<a href="#">1.08</a>	<a href="#">\$109.65*</a>
<a href="#">Radeon HD 3650 AGP</a>	150	1911	<a href="#">0.81</a>	<a href="#">\$185.00*</a>
<a href="#">Radeon HD 3670</a>	155	1903	NA	NA
<a href="#">Radeon HD 3850</a>	395	1667	NA	NA
<a href="#">Radeon HD 3850 AGP</a>	432	1637	NA	NA
<a href="#">Radeon HD 3850 X2</a>	822	1203	NA	NA
<a href="#">Radeon HD 3870</a>	555	1494	<a href="#">7.93</a>	<a href="#">\$69.99*</a>
<a href="#">Radeon HD 3870 X2</a>	708	1315	NA	NA
<a href="#">Radeon HD 4200</a>	111	2019	NA	NA
<a href="#">Radeon HD 4250</a>	122	1978	NA	NA
<a href="#">Radeon HD 4270</a>	109	2025	NA	NA
<a href="#">Radeon HD 4290</a>	140	1930	NA	NA
<a href="#">Radeon HD 4300/4500 Serisi</a>	155	1902	NA	NA
<a href="#">Radeon HD 4330</a>	115	2004	NA	NA
				<a href="#">\$102.24*</a>
				<a href="#">\$156.00*</a>

Videocard Name	Passmark G3D Mark (higher is better)	Rank (lower is better)	Videocard Value (higher is better)	Price (USD)
<a href="#">Radeon HD 4000</a>	200	1810	<a href="#">0.00</a>	<a href="#">\$00.00</a>
<a href="#">Radeon HD 4650 AGP</a>	207	1846	NA	NA
<a href="#">Radeon HD 4670</a>	380	1678	<a href="#">2.66</a>	<a href="#">\$142.96*</a>
<a href="#">Radeon HD 4770</a>	894	1151	<a href="#">14.91</a>	<a href="#">\$59.99*</a>
<a href="#">Radeon HD 4810</a>	769	1250	NA	NA
<a href="#">Radeon HD 4830</a>	835	1189	<a href="#">13.93</a>	<a href="#">\$59.99*</a>
<a href="#">Radeon HD 4850</a>	934	1122	<a href="#">2.47</a>	<a href="#">\$378.00*</a>
<a href="#">Radeon HD 4850 X2</a>	1132	1014	NA	NA
<a href="#">Radeon HD 4870</a>	1366	933	<a href="#">17.09</a>	<a href="#">\$79.99*</a>
<a href="#">Radeon HD 4870 X2</a>	1309	950	NA	NA
<a href="#">Radeon HD 4890</a>	1526	886	<a href="#">16.96</a>	<a href="#">\$89.99*</a>
<a href="#">Radeon HD 5450</a>	136	1945	<a href="#">1.44</a>	<a href="#">\$94.96*</a>
<a href="#">Radeon HD 5470</a>	268	1778	NA	NA
<a href="#">Radeon HD 5550</a>	376	1683	<a href="#">6.85</a>	<a href="#">\$54.99*</a>
<a href="#">Radeon HD 5570</a>	483	1577	<a href="#">2.76</a>	<a href="#">\$175.36*</a>
<a href="#">Radeon HD 5600/5700</a>	646	1374	NA	NA
<a href="#">Radeon HD 5670</a>	801	1219	<a href="#">11.96</a>	<a href="#">\$67.00*</a>
<a href="#">Radeon HD 5750</a>	1163	1006	<a href="#">16.62</a>	<a href="#">\$69.99*</a>
Videocard Name	Passmark G3D Mark (higher is better)	Rank (lower is better)	Videocard Value (higher is better)	Price (USD)
<a href="#">Radeon HD 5770</a>	1342	941	<a href="#">7.07</a>	<a href="#">\$189.99*</a>
<a href="#">Radeon HD 5830</a>	1730	821	<a href="#">6.68</a>	<a href="#">\$258.99*</a>
<a href="#">Radeon HD 5850</a>	1977	745	<a href="#">6.84</a>	<a href="#">\$288.99*</a>
<a href="#">Radeon HD 5870</a>	2215	692	<a href="#">7.51</a>	<a href="#">\$295.00*</a>
<a href="#">Radeon HD 5970</a>	2301	667	<a href="#">12.79</a>	<a href="#">\$179.99*</a>
<a href="#">Radeon HD 6230</a>	179	1876	NA	NA
<a href="#">Radeon HD 6250</a>	93	2070	NA	NA
<a href="#">Radeon HD 6290</a>	105	2037	NA	NA
<a href="#">Radeon HD 6290M</a>	140	1932	NA	NA
<a href="#">Radeon HD 6300M</a>	143	1924	NA	NA
<a href="#">Radeon HD 6310</a>	122	1979	NA	NA
<a href="#">Radeon HD 6320</a>	147	1918	<a href="#">0.27</a>	<a href="#">\$554.99*</a>
<a href="#">Radeon HD 6320 Graphic</a>	216	1830	NA	NA
<a href="#">Radeon HD 6320M</a>	198	1856	NA	NA
				<a href="#">\$59.00*</a>
				NA

Videocard Name	Passmark G3D Mark (higher is better)	Rank (lower is better)	Videocard Value (higher is better)	Price (USD)
<a href="#">Radeon HD 6370M</a>	200	1852	0.50	\$399.99*
<a href="#">Radeon HD 6380G</a>	200	1852	0.50	\$399.99*
<a href="#">Radeon HD 6410D</a>	236	1806	NA	NA
<a href="#">Radeon HD 6430M</a>	192	1861	NA	NA
<a href="#">Radeon HD 6450</a>	198	1855	2.23	\$89.00*
<a href="#">Radeon HD 6450 + 8470D Dual</a>	762	1256	NA	NA
<a href="#">Radeon HD 6450A</a>	260	1786	NA	NA
<a href="#">Radeon HD 6470M</a>	227	1818	0.40	\$569.99*
<a href="#">Radeon HD 6480G</a>	255	1792	NA	NA
<a href="#">Radeon HD 6480M</a>	353	1701	NA	NA
<a href="#">Radeon HD 6490M</a>	377	1680	0.32	\$1,193.03*
<a href="#">Radeon HD 6520G</a>	299	1749	NA	NA
<a href="#">Radeon HD 6530D</a>	337	1715	NA	NA
<a href="#">Radeon HD 6550A</a>	707	1316	NA	NA
<a href="#">Radeon HD 6550D</a>	404	1661	NA	NA
<a href="#">Radeon HD 6570</a>	557	1490	8.58	\$64.99*
<a href="#">Radeon HD 6610M</a>	565	1481	NA	NA
<a href="#">Radeon HD 6620G</a>	341	1710	NA	NA
<a href="#">Radeon HD 6630M</a>	684	1336	NA	NA
<a href="#">Radeon HD 6650A</a>	835	1190	NA	NA
<a href="#">Radeon HD 6650M</a>	751	1266	NA	NA
<a href="#">Radeon HD 6670</a>	731	1293	10.60	\$68.99*
<a href="#">Radeon HD 6670 + 6670 Dual</a>	646	1373	NA	NA
<a href="#">Radeon HD 6670 + 7660D Dual</a>	1492	895	NA	NA
<a href="#">Radeon HD 6670/7670</a>	945	1113	NA	NA
<a href="#">Radeon HD 6700M</a>	1016	1071	NA	NA
<a href="#">Radeon HD 6750</a>	1044	1058	13.05	\$79.99*
<a href="#">Radeon HD 6750M</a>	937	1118	NA	NA
<a href="#">Radeon HD 6770</a>	1247	967	4.71	\$264.99*
<a href="#">Radeon HD 6770M</a>	964	1102	NA	NA
<a href="#">Radeon HD 6790</a>	1616	855	5.50	\$294.00*
<a href="#">Radeon HD 6800M</a>	798	1222	NA	NA
<a href="#">Radeon HD 6850</a>	1973	746	23.22	\$85.00*
Passmark G3D Mark				Rank
Videocard Value				Price (USD)
				NA

Videocard Name	Passmark G3D Mark (higher is better)	Rank (lower is better)	Videocard Value (higher is better)	Price (USD)
<a href="#">Radeon HD 6870</a>	2210	651	<a href="#">9.91</a>	<a href="#">\$219.99</a>
<a href="#">Radeon HD 6900M</a>	1702	827	NA	NA
<a href="#">Radeon HD 6950</a>	2613	597	<a href="#">18.67</a>	<a href="#">\$139.99*</a>
<a href="#">Radeon HD 6970</a>	2836	565	<a href="#">18.91</a>	<a href="#">\$149.99*</a>
<a href="#">Radeon HD 6970M</a>	2270	675	<a href="#">10.51</a>	<a href="#">\$215.99*</a>
<a href="#">Radeon HD 6990</a>	3013	546	<a href="#">6.04</a>	<a href="#">\$498.49*</a>
<a href="#">Radeon HD 7290</a>	111	2018	NA	NA
<a href="#">Radeon HD 7290M</a>	123	1974	NA	NA
<a href="#">Radeon HD 7310</a>	128	1961	NA	NA
<a href="#">Radeon HD 7310 - Carte graphique</a>	174	1881	NA	NA
<a href="#">Radeon HD 7310G</a>	180	1872	NA	NA
<a href="#">Radeon HD 7310M</a>	166	1893	NA	NA
<a href="#">Radeon HD 7340</a>	153	1906	<a href="#">0.28</a>	<a href="#">\$552.69*</a>
<a href="#">Radeon HD 7340G</a>	196	1858	NA	NA
<a href="#">Radeon HD 7340M</a>	221	1824	NA	NA
<a href="#">Radeon HD 7350</a>	165	1895	NA	NA
<a href="#">Radeon HD 7400G</a>	267	1779	NA	NA
<a href="#">Radeon HD 7420G</a>	308	1741	NA	NA
<a href="#">Radeon HD 7450</a>	225	1820	<a href="#">4.51</a>	<a href="#">\$49.99*</a>
<a href="#">Radeon HD 7450A</a>	288	1759	NA	NA
<a href="#">Radeon HD 7450M</a>	329	1726	NA	NA
<a href="#">Radeon HD 7470</a>	289	1758	<a href="#">3.55</a>	<a href="#">\$81.37*</a>
<a href="#">Radeon HD 7470M</a>	407	1656	NA	NA
<a href="#">Radeon HD 7480D</a>	278	1770	NA	NA
<a href="#">Radeon HD 7500G</a>	307	1743	NA	NA
<a href="#">Radeon HD 7500G + 7500M/7600M Dual</a>	616	1413	NA	NA
<a href="#">Radeon HD 7500G + 7550M Dual</a>	497	1564	NA	NA
<a href="#">Radeon HD 7500G + HD 7500M/7600M Dual</a>	355	1700	NA	NA
<a href="#">Radeon HD 7520G</a>	315	1738	NA	NA
<a href="#">Radeon HD 7520G + 7400M Dual</a>	486	1576	NA	NA
<a href="#">Radeon HD 7520G + 7470M Dual</a>	542	1513	NA	NA
<a href="#">Radeon HD 7520G + 7500/7600 Dual</a>	582	1458	NA	NA
<a href="#">Radeon HD 7520G + 7600M Dual</a>	591	1444	NA	NA
<a href="#">Radeon HD 7520G + 7610M Dual</a>	588	1450	NA	NA
				NA

Videocard Name	Passmark G3D Mark (higher is better)	Rank (lower is better)	Videocard Value (higher is better)	Price (USD)
<a href="#">Radeon HD 7520G + 7700M Dual</a>	1060	1050	NA	NA
<a href="#">Radeon HD 7520G + 7700M Dual</a>	1060	1050	NA	NA
<a href="#">Radeon HD 7520G + 8600/8700M Dual</a>	311	1740	NA	NA
<a href="#">Radeon HD 7520G + 8750M Dual</a>	376	1681	NA	NA
<a href="#">Radeon HD 7520G + HD 7400M Dual</a>	544	1510	NA	NA
<a href="#">Radeon HD 7520G + HD 7500/7600 Dual</a>	832	1193	NA	NA
<a href="#">Radeon HD 7520G + HD 7600M Dual</a>	447	1623	NA	NA
<a href="#">Radeon HD 7520G + HD 7670M Dual</a>	495	1567	NA	NA
<a href="#">Radeon HD 7520G + HD 7700M Dual</a>	574	1471	NA	NA
<a href="#">Radeon HD 7520G + HD 8600/8700M Dual</a>	623	1403	NA	NA
<a href="#">Radeon HD 7520G + HD 8750M Dual</a>	651	1366	NA	NA
<a href="#">Radeon HD 7520G N HD 7520G + HD 7500/7600 7500/7600</a>	574	1473	NA	NA
<a href="#">Radeon HD 7520G N HD 7520G + HD 7600M N HD 7600M D</a>	364	1693	NA	NA
Videocard Name	Passmark G3D Mark (higher is better)	Rank (lower is better)	Videocard Value (higher is better)	Price (USD)
<a href="#">Radeon HD 7540D</a>	330	1722	NA	NA
<a href="#">Radeon HD 7540D + 6570 Dual</a>	719	1306	NA	NA
<a href="#">Radeon HD 7540D + 7500 Dual</a>	821	1205	NA	NA
<a href="#">Radeon HD 7540D + HD 6450 Dual</a>	643	1377	NA	NA
<a href="#">Radeon HD 7550M</a>	464	1600	NA	NA
<a href="#">Radeon HD 7550M/7650M</a>	728	1295	NA	NA
<a href="#">Radeon HD 7560D</a>	460	1610	NA	NA
<a href="#">Radeon HD 7560D + 6450 Dual</a>	568	1478	NA	NA
<a href="#">Radeon HD 7560D + 6570 Dual</a>	833	1191	NA	NA
<a href="#">Radeon HD 7560D + 6670 Dual</a>	1130	1015	NA	NA
<a href="#">Radeon HD 7560D + 7560D Dual</a>	982	1091	NA	NA
<a href="#">Radeon HD 7560D + 7570 Dual</a>	985	1088	NA	NA
<a href="#">Radeon HD 7560D + 7670 Dual</a>	1426	920	NA	NA
<a href="#">Radeon HD 7560D + 7700 Dual</a>	1919	765	NA	NA
<a href="#">Radeon HD 7560D + HD 6570 Dual</a>	1237	973	NA	NA
<a href="#">Radeon HD 7560D + HD 6670 Dual</a>	1554	875	NA	NA
<a href="#">Radeon HD 7560D + HD 7000 Dual</a>	534	1522	NA	NA
<a href="#">Radeon HD 7560D + HD 7600 Dual</a>	1258	965	NA	NA
<a href="#">Radeon HD 7560D + HD 7670 Dual</a>	1000	1000	NA	NA
				NA
				NA



Videocard Name	Passmark G3D Mark (higher is better)	Rank (lower is better)	Videocard Value (higher is better)	Price (USD)
<a href="#">Radeon HD 7550D + HD 6570 Dual</a>	555	1415	NA	NA
<a href="#">Radeon HD 7560D + R5 235 Dual</a>	563	1483	NA	NA
<a href="#">Radeon HD 7570</a>	616	1412	<a href="#">6.02</a>	<a href="#">\$102.49*</a>
<a href="#">Radeon HD 7570M</a>	430	1638	NA	NA
<a href="#">Radeon HD 7570M/HD 7670M</a>	699	1325	NA	NA
<a href="#">Radeon HD 7580D</a>	350	1705	NA	NA
<a href="#">Radeon HD 7600G</a>	329	1725	NA	NA
<a href="#">Radeon HD 7600G + 6400M Dual</a>	376	1682	NA	NA
<a href="#">Radeon HD 7600G + 7450M Dual</a>	389	1670	NA	NA
<a href="#">Radeon HD 7600G + 7500M/7600M Dual</a>	405	1658	NA	NA
<a href="#">Radeon HD 7600G + 7550M Dual</a>	423	1644	NA	NA
<a href="#">Radeon HD 7600G + 8500M/8700M Dual</a>	333	1719	NA	NA
<a href="#">Radeon HD 7600G + HD 7400M Dual</a>	328	1727	NA	NA
<a href="#">Radeon HD 7600G + HD 7500M/7600M Dual</a>	476	1584	NA	NA
<a href="#">Radeon HD 7600G + HD 7550M Dual</a>	509	1550	NA	NA
<a href="#">Radeon HD 7600G + HD 8670M Dual</a>	543	1511	NA	NA
<a href="#">Radeon HD 7600G + HD Dual</a>	435	1635	NA	NA
<a href="#">Radeon HD 7600G N HD 7600G + HD ON HD Dual</a>	526	1533	NA	NA
<a href="#">Radeon HD 7600M + 7600M Dual</a>	773	1242	NA	NA
<a href="#">Radeon HD 7610M</a>	632	1390	NA	NA
<a href="#">Radeon HD 7620G</a>	359	1698	NA	NA
<a href="#">Radeon HD 7620G + 8600M Dual</a>	508	1551	NA	NA
<a href="#">Radeon HD 7620G + 8670M Dual</a>	577	1465	NA	NA
<a href="#">Radeon HD 7620G + HD 8600M Dual</a>	442	1627	NA	NA
<a href="#">Radeon HD 7620G + HD 8670M Dual</a>	507	1553	NA	NA
<a href="#">Radeon HD 7620G N HD 7620G + HD 8600M N HD 8600M D</a>	451	1621	NA	NA
<a href="#">Radeon HD 7640G</a>	458	1612	NA	NA
<a href="#">Radeon HD 7640G + 6400M Dual</a>	526	1531	NA	NA
<a href="#">Radeon HD 7640G + 7400M Dual</a>	637	1381	NA	NA
Videocard Name	Passmark G3D Mark (higher is better)	Rank (lower is better)	Videocard Value (higher is better)	Price (USD)
<a href="#">Radeon HD 7640G + 7450M Dual</a>	754	1264	NA	NA
<a href="#">Radeon HD 7640G + 7470M Dual</a>	595	1438	NA	NA
<a href="#">Radeon HD 7640G + 7500M/7600M Dual</a>	555	1415	NA	NA
				NA

Videocard Name	Passmark G3D Mark (higher is better)	Rank (lower is better)	Videocard Value (higher is better)	Price (USD)
<a href="#">Radeon HD 7640G + 7610M Dual</a>	500	1510	NA	NA
<a href="#">Radeon HD 7640G + 7610M Dual</a>	510	1549	NA	NA
<a href="#">Radeon HD 7640G + 7650M Dual</a>	747	1273	NA	NA
<a href="#">Radeon HD 7640G + 7670M Dual</a>	644	1376	NA	NA
<a href="#">Radeon HD 7640G + 7690M Dual</a>	945	1114	NA	NA
<a href="#">Radeon HD 7640G + 7700M Dual</a>	690	1330	NA	NA
<a href="#">Radeon HD 7640G + 8500M Dual</a>	585	1456	NA	NA
<a href="#">Radeon HD 7640G + 8570M Dual</a>	558	1489	NA	NA
<a href="#">Radeon HD 7640G + 8600/8700M Dual</a>	688	1333	NA	NA
<a href="#">Radeon HD 7640G + 8600M Dual</a>	249	1799	NA	NA
<a href="#">Radeon HD 7640G + 8670M Dual</a>	558	1488	NA	NA
<a href="#">Radeon HD 7640G + 8750M Dual</a>	654	1361	NA	NA
<a href="#">Radeon HD 7640G + HD 7400M Dual</a>	621	1405	NA	NA
<a href="#">Radeon HD 7640G + HD 7500/7600 Dual</a>	423	1642	NA	NA
<a href="#">Radeon HD 7640G + HD 7600M Dual</a>	704	1321	NA	NA
<a href="#">Radeon HD 7640G + HD 7600M N HD 7600M Dual</a>	406	1657	NA	NA
<a href="#">Radeon HD 7640G + HD 7670M Dual</a>	518	1543	NA	NA
<a href="#">Radeon HD 7640G + HD 7700M Dual</a>	589	1448	NA	NA
<a href="#">Radeon HD 7640G + HD 7700M N HD 7700M Dual</a>	630	1393	NA	NA
<a href="#">Radeon HD 7640G + HD 8500M Dual</a>	607	1422	NA	NA
<a href="#">Radeon HD 7640G + HD 8500M N HD 8500M Dual</a>	665	1352	NA	NA
<a href="#">Radeon HD 7640G + HD 8570M Dual</a>	474	1591	NA	NA
<a href="#">Radeon HD 7640G + HD 8600/8700M Dual</a>	586	1454	NA	NA
<a href="#">Radeon HD 7640G + HD 8670M Dual</a>	677	1344	NA	NA
<a href="#">Radeon HD 7640G + HD 8750M Dual</a>	996	1083	NA	NA
<a href="#">Radeon HD 7640G + R5 M200 Dual</a>	559	1486	NA	NA
<a href="#">Radeon HD 7640G N HD 7640G + HD 7600M N HD 7600M Dual</a>	824	1202	NA	NA
<a href="#">Radeon HD 7640G N HD 7640G + HD 7670M Dual</a>	679	1340	NA	NA
<a href="#">Radeon HD 7640G N HD 7640G + HD 8570M Dual</a>	422	1646	NA	NA
<a href="#">Radeon HD 7650A</a>	572	1474	<a href="#">2.19</a>	<a href="#">\$262.00*</a>
<a href="#">Radeon HD 7650M</a>	442	1628	NA	NA
<a href="#">Radeon HD 7660D</a>	504	1556	NA	NA
<a href="#">Radeon HD 7660D + 6570 Dual</a>	1100	1029	NA	NA
				NA
				NA

Videocard Name	Passmark G3D Mark (higher is better)	Rank (lower is better)	Videocard Value (higher is better)	Price (USD)
<a href="#">Radeon HD 7660D + 7540D Dual</a>	1204	989	NA	NA
<a href="#">Radeon HD 7660D + 7670 Dual</a>	1061	1049	NA	NA
<a href="#">Radeon HD 7660D + HD 6670 Dual</a>	1484	899	NA	NA
<a href="#">Radeon HD 7660D + HD 7000 Dual</a>	633	1388	NA	NA
<a href="#">Radeon HD 7660D + HD 7400 Dual</a>	339	1713	NA	NA
<a href="#">Radeon HD 7660D + HD 7700 Dual</a>	1958	752	NA	NA
<a href="#">Radeon HD 7660D + R5 235 Dual</a>	523	1535	NA	NA
<a href="#">Radeon HD 7660D + R7 240 Dual</a>	941	1116	NA	NA
<a href="#">Radeon HD 7660G</a>	475	1588	NA	NA
Videocard Name	Passmark G3D Mark (higher is better)	Rank (lower is better)	Videocard Value (higher is better)	Price (USD)
<a href="#">Radeon HD 7660G + 7400M Dual</a>	588	1451	NA	NA
<a href="#">Radeon HD 7660G + 7470M Dual</a>	630	1394	NA	NA
<a href="#">Radeon HD 7660G + 7600M Dual</a>	831	1196	NA	NA
<a href="#">Radeon HD 7660G + 7610M Dual</a>	745	1276	NA	NA
<a href="#">Radeon HD 7660G + 7670M Dual</a>	743	1280	NA	NA
<a href="#">Radeon HD 7660G + 7700M Dual</a>	757	1261	NA	NA
<a href="#">Radeon HD 7660G + 7730M Dual</a>	931	1124	NA	NA
<a href="#">Radeon HD 7660G + 8600M Dual</a>	445	1624	NA	NA
<a href="#">Radeon HD 7660G + 8670M Dual</a>	587	1453	NA	NA
<a href="#">Radeon HD 7660G + HD 7500/7600 7500/7600 Dual</a>	1002	1080	NA	NA
<a href="#">Radeon HD 7660G + HD 7500/7600 Dual</a>	760	1258	NA	NA
<a href="#">Radeon HD 7660G + HD 7500M/7600M Dual</a>	999	1082	NA	NA
<a href="#">Radeon HD 7660G + HD 7600M Dual</a>	523	1537	NA	NA
<a href="#">Radeon HD 7660G + HD 7600M N HD 7600M Dual</a>	460	1609	NA	NA
<a href="#">Radeon HD 7660G + HD 7670M Dual</a>	706	1317	NA	NA
<a href="#">Radeon HD 7660G + HD 7700M Dual</a>	777	1240	NA	NA
<a href="#">Radeon HD 7660G + HD 7730M Dual</a>	881	1161	NA	NA
<a href="#">Radeon HD 7660G + HD 8500M Dual</a>	758	1259	NA	NA
<a href="#">Radeon HD 7660G + HD 8600/8700M Dual</a>	747	1274	NA	NA
<a href="#">Radeon HD 7660G + HD 8600M Dual</a>	363	1696	NA	NA
<a href="#">Radeon HD 7660G + HD 8670M Dual</a>	711	1313	NA	NA
<a href="#">Radeon HD 7660G N HD 7660G + HD 7600M N HD 7600M</a>	722	1299	NA	NA
~				NA

Videocard Name	Passmark G3D Mark (higher is better)	Rank (lower is better)	Videocard Value (higher is better)	Price (USD)
<a href="#">Radeon HD 7000 / HD 7000E / HD 7000M / HD 7000M D</a>	800	1191	NA	NA
<a href="#">Radeon HD 7670</a>	813	1212	NA	NA
<a href="#">Radeon HD 7670A</a>	1050	1054	NA	NA
<a href="#">Radeon HD 7670M</a>	475	1586	<a href="#">0.75</a>	<a href="#">\$629.99*</a>
<a href="#">Radeon HD 7670M + 7670M Dual</a>	738	1290	NA	NA
<a href="#">Radeon HD 7690M</a>	1003	1079	NA	NA
<a href="#">Radeon HD 7690M XT</a>	1009	1077	NA	NA
<a href="#">Radeon HD 7700-serie</a>	1899	769	NA	NA
<a href="#">Radeon HD 7730</a>	1205	987	<a href="#">5.18</a>	<a href="#">\$232.70*</a>
<a href="#">Radeon HD 7730M</a>	755	1262	NA	NA
<a href="#">Radeon HD 7750</a>	1694	829	<a href="#">13.04</a>	<a href="#">\$129.99*</a>
<a href="#">Radeon HD 7750M</a>	1191	992	NA	NA
<a href="#">Radeon HD 7770</a>	2172	696	<a href="#">7.24</a>	<a href="#">\$300.00*</a>
<a href="#">Radeon HD 7790</a>	3090	539	<a href="#">22.07</a>	<a href="#">\$139.99*</a>
<a href="#">Radeon HD 7800-serie</a>	4029	451	NA	NA
<a href="#">Radeon HD 7850</a>	3854	464	<a href="#">22.67</a>	<a href="#">\$169.99*</a>
<a href="#">Radeon HD 7850M</a>	1372	932	NA	NA
<a href="#">Radeon HD 7870</a>	4636	410	<a href="#">26.34</a>	<a href="#">\$176.00*</a>
<a href="#">Radeon HD 7870 XT</a>	4469	422	NA	NA
<a href="#">Radeon HD 7870M</a>	1507	892	NA	NA
<a href="#">Radeon HD 7950 / R9 280</a>	4764	405	<a href="#">36.04</a>	<a href="#">\$132.20*</a>
<a href="#">Radeon HD 7970 / R9 280X</a>	5247	362	<a href="#">21.25</a>	<a href="#">\$246.99*</a>
<a href="#">Radeon HD 7970M</a>	3846	465	NA	NA
<a href="#">Radeon HD 7990</a>	5565	341	<a href="#">13.91</a>	<a href="#">\$399.99*</a>
<a href="#">Radeon HD 8180</a>	138	1937	NA	NA
<a href="#">Radeon HD 8210</a>	184	1870	NA	NA
Videocard Name	Passmark G3D Mark (higher is better)	Rank (lower is better)	Videocard Value (higher is better)	Price (USD)
<a href="#">Radeon HD 8210E</a>	193	1860	NA	NA
<a href="#">Radeon HD 8240</a>	234	1812	NA	NA
<a href="#">Radeon HD 8250</a>	217	1828	NA	NA
<a href="#">Radeon HD 8280</a>	260	1785	NA	NA
<a href="#">Radeon HD 8280E</a>	236	1807	NA	NA
<a href="#">Radeon HD 8300</a>	233	1844	NA	NA
				NA

Videocard Name	Passmark G3D Mark (higher is better)	Rank (lower is better)	Videocard Value (higher is better)	Price (USD)
<a href="#">Radeon HD 8300</a>	266	1780	NA	NA
<a href="#">Radeon HD 8330E</a>	266	1780	NA	NA
<a href="#">Radeon HD 8350</a>	162	1896	<a href="#">1.63</a>	<a href="#">\$99.81*</a>
<a href="#">Radeon HD 8350G</a>	304	1746	NA	NA
<a href="#">Radeon HD 8370D</a>	314	1739	NA	NA
<a href="#">Radeon HD 8400</a>	261	1784	NA	NA
<a href="#">Radeon HD 8400E</a>	275	1774	NA	NA
<a href="#">Radeon HD 8410G</a>	435	1636	NA	NA
<a href="#">Radeon HD 8450G</a>	346	1706	NA	NA
<a href="#">Radeon HD 8450G + 8600/8700M Dual</a>	1070	1048	NA	NA
<a href="#">Radeon HD 8450G + 8600M Dual</a>	545	1508	NA	NA
<a href="#">Radeon HD 8450G + 8670M Dual</a>	474	1590	NA	NA
<a href="#">Radeon HD 8450G + 8750M Dual</a>	637	1382	NA	NA
<a href="#">Radeon HD 8450G + HD 8600M Dual</a>	452	1620	NA	NA
<a href="#">Radeon HD 8450G + HD 8670M Dual</a>	477	1583	NA	NA
<a href="#">Radeon HD 8450G + HD 8750M Dual</a>	503	1558	NA	NA
<a href="#">Radeon HD 8450G + R5 M230 Dual</a>	578	1463	NA	NA
<a href="#">Radeon HD 8470</a>	251	1797	NA	NA
<a href="#">Radeon HD 8470D</a>	364	1694	NA	NA
<a href="#">Radeon HD 8470D + 6450 Dual</a>	717	1309	NA	NA
<a href="#">Radeon HD 8470D + 6570 Dual</a>	837	1187	NA	NA
<a href="#">Radeon HD 8470D + HD 6450 Dual</a>	862	1168	NA	NA
<a href="#">Radeon HD 8470D + HD 6670 Dual</a>	1435	914	NA	NA
<a href="#">Radeon HD 8470D + HD 7500 Dual</a>	1545	876	NA	NA
<a href="#">Radeon HD 8490</a>	263	1783	<a href="#">2.92</a>	<a href="#">\$89.99*</a>
<a href="#">Radeon HD 8500M</a>	418	1650	NA	NA
<a href="#">Radeon HD 8500M/8700M</a>	852	1175	NA	NA
<a href="#">Radeon HD 8510G</a>	360	1697	NA	NA
<a href="#">Radeon HD 8510G + 8500M Dual</a>	596	1436	NA	NA
<a href="#">Radeon HD 8510G + HD 8500M Dual</a>	629	1396	NA	NA
<a href="#">Radeon HD 8550D</a>	566	1480	NA	NA
<a href="#">Radeon HD 8550G</a>	409	1652	NA	NA
<a href="#">Radeon HD 8550G + 7600M Dual</a>	901	1145	NA	NA
<a href="#">Radeon HD 8550G + 8500M Dual</a>	602	1428	NA	NA
				NA

Videocard Name	Passmark G3D Mark (higher is better)	Rank (lower is better)	Videocard Value (higher is better)	Price (USD)
<a href="#">Radeon HD 8550G + 8600M Dual</a>	617	1411	NA	NA
<a href="#">Radeon HD 8550G + 8670M Dual</a>	579	1461	NA	NA
<a href="#">Radeon HD 8550G + 8690M Dual</a>	664	1354	NA	NA
<a href="#">Radeon HD 8550G + 8750M Dual</a>	795	1228	NA	NA
<a href="#">Radeon HD 8550G + HD 7600M Dual</a>	547	1503	NA	NA
<a href="#">Radeon HD 8550G + HD 8500M Dual</a>	558	1487	NA	NA
Videocard Name	Passmark G3D Mark (higher is better)	Rank (lower is better)	Videocard Value (higher is better)	Price (USD)
<a href="#">Radeon HD 8550G + HD 8570M Dual</a>	529	1530	NA	NA
<a href="#">Radeon HD 8550G + HD 8600/8700M Dual</a>	654	1362	NA	NA
<a href="#">Radeon HD 8550G + HD 8600M Dual</a>	593	1442	NA	NA
<a href="#">Radeon HD 8550G + HD 8670M Dual</a>	546	1506	NA	NA
<a href="#">Radeon HD 8550G + HD 8750M Dual</a>	819	1207	NA	NA
<a href="#">Radeon HD 8550G + R5 M200 Dual</a>	619	1409	NA	NA
<a href="#">Radeon HD 8550G + R5 M230 Dual</a>	487	1574	NA	NA
<a href="#">Radeon HD 8550G N HD 8550G + HD 8600M N HD 8600M D</a>	611	1417	NA	NA
<a href="#">Radeon HD 8570</a>	950	1107	<a href="#">9.63</a>	<a href="#">\$98.68*</a>
<a href="#">Radeon HD 8570 + 8670D Dual</a>	620	1406	NA	NA
<a href="#">Radeon HD 8570 + HD 7660D Dual</a>	949	1109	NA	NA
<a href="#">Radeon HD 8570D</a>	438	1633	NA	NA
<a href="#">Radeon HD 8570D + 6570 Dual</a>	1239	971	NA	NA
<a href="#">Radeon HD 8570D + 6670 Dual</a>	1039	1061	NA	NA
<a href="#">Radeon HD 8570D + HD8490 Dual</a>	374	1685	NA	NA
<a href="#">Radeon HD 8570D + HD 6570 Dual</a>	868	1166	NA	NA
<a href="#">Radeon HD 8570D + HD 6670 Dual</a>	1260	964	NA	NA
<a href="#">Radeon HD 8570D + HD 7000 Dual</a>	753	1265	NA	NA
<a href="#">Radeon HD 8570D + HD 7700 Dual</a>	1834	792	NA	NA
<a href="#">Radeon HD 8570D + HD 8470 Dual</a>	338	1714	NA	NA
<a href="#">Radeon HD 8570D + HD 8570 Dual</a>	1032	1063	NA	NA
<a href="#">Radeon HD 8570D + R5 235 Dual</a>	470	1594	NA	NA
<a href="#">Radeon HD 8570D + R7 200 Dual</a>	999	1081	NA	NA
<a href="#">Radeon HD 8570D + R7 240 Dual</a>	963	1103	NA	NA
<a href="#">Radeon HD 8570M</a>	...	1444	...	NA
				NA

Videocard Name	Passmark G3D Mark (higher is better)	Rank (lower is better)	Videocard Value (higher is better)	Price (USD)
<a href="#">Radeon HD 8610G</a>	610	1419	NA	NA
<a href="#">Radeon HD 8610G + 8500M Dual</a>	610	1419	NA	NA
<a href="#">Radeon HD 8610G + 8600M Dual</a>	588	1449	NA	NA
<a href="#">Radeon HD 8610G + 8670M Dual</a>	599	1433	NA	NA
<a href="#">Radeon HD 8610G + HD 8500M Dual</a>	645	1375	NA	NA
<a href="#">Radeon HD 8610G + HD 8600M Dual</a>	480	1579	NA	NA
<a href="#">Radeon HD 8610G + HD 8670M Dual</a>	577	1464	NA	NA
<a href="#">Radeon HD 8610G + R5 M200 Dual</a>	676	1345	NA	NA
<a href="#">Radeon HD 8650D</a>	396	1666	NA	NA
<a href="#">Radeon HD 8650G</a>	531	1526	NA	NA
<a href="#">Radeon HD 8650G + 7600M Dual</a>	741	1285	NA	NA
<a href="#">Radeon HD 8650G + 7670M Dual</a>	883	1159	NA	NA
<a href="#">Radeon HD 8650G + 7700M Dual</a>	1126	1016	NA	NA
<a href="#">Radeon HD 8650G + 8500M Dual</a>	626	1401	NA	NA
<a href="#">Radeon HD 8650G + 8570M Dual</a>	654	1363	NA	NA
<a href="#">Radeon HD 8650G + 8600/8700M Dual</a>	831	1195	NA	NA
<a href="#">Radeon HD 8650G + 8600M Dual</a>	613	1416	NA	NA
<a href="#">Radeon HD 8650G + 8670M Dual</a>	635	1385	NA	NA
<a href="#">Radeon HD 8650G + 8750M Dual</a>	786	1233	NA	NA
<a href="#">Radeon HD 8650G + HD 7600M Dual</a>	819	1206	NA	NA
<a href="#">Radeon HD 8650G + HD 7670M Dual</a>	634	1387	NA	NA
<a href="#">Radeon HD 8650G + HD 8570M Dual</a>	716	1310	NA	NA
<a href="#">Radeon HD 8650G + HD 8600/8700M Dual</a>	763	1254	NA	NA
Videocard Name	Passmark G3D Mark (higher is better)	Rank (lower is better)	Videocard Value (higher is better)	Price (USD)
<a href="#">Radeon HD 8650G + HD 8600M Dual</a>	606	1423	NA	NA
<a href="#">Radeon HD 8650G + HD 8600M N HD 8600M Dual</a>	757	1260	NA	NA
<a href="#">Radeon HD 8650G + HD 8670M Dual</a>	585	1457	NA	NA
<a href="#">Radeon HD 8650G + HD 8750M Dual</a>	651	1364	NA	NA
<a href="#">Radeon HD 8650G + HD 8790M Dual</a>	799	1221	NA	NA
<a href="#">Radeon HD 8650G + R5 M200 Dual</a>	722	1300	NA	NA
<a href="#">Radeon HD 8650G + R5 M230 Dual</a>	686	1335	NA	NA
<a href="#">Radeon HD 8650G N HD 8650G + HD 8570M Dual</a>	773	1243	NA	NA
<a href="#">Radeon HD 8650G N HD 8650G + HD 8600/8700M Dual</a>	796	1227	NA	NA
				NA

Videocard Name	Passmark G3D Mark (higher is better)	Rank (lower is better)	Videocard Value (higher is better)	Price (USD)
<a href="#">Radeon HD 6670</a>	888	1020	NA	NA
<a href="#">Radeon HD 8670D + 6670 Dual</a>	1361	935	NA	NA
<a href="#">Radeon HD 8670D + 7000 Dual</a>	811	1213	NA	NA
<a href="#">Radeon HD 8670D + 7700 Dual</a>	1788	805	NA	NA
<a href="#">Radeon HD 8670D + 8570 Dual</a>	974	1097	NA	NA
<a href="#">Radeon HD 8670D + HD 6670 Dual</a>	1221	983	NA	NA
<a href="#">Radeon HD 8670D + HD 7000 Dual</a>	718	1307	NA	NA
<a href="#">Radeon HD 8670D + HD 7600 Dual</a>	1317	946	NA	NA
<a href="#">Radeon HD 8670D + HD 7700 Dual</a>	1892	771	NA	NA
<a href="#">Radeon HD 8670D + R5 235 Dual</a>	836	1188	NA	NA
<a href="#">Radeon HD 8670D + R5 330 Dual</a>	746	1275	NA	NA
<a href="#">Radeon HD 8670D + R7 200 Dual</a>	949	1108	NA	NA
<a href="#">Radeon HD 8670D + R7 240 Dual</a>	1020	1069	NA	NA
<a href="#">Radeon HD 8670D N HD 8670D + HD 8670D Dual</a>	488	1572	NA	NA
<a href="#">Radeon HD 8670M</a>	520	1542	NA	NA
<a href="#">Radeon HD 8690A</a>	493	1568	NA	NA
<a href="#">Radeon HD 8690M</a>	984	1090	NA	NA
<a href="#">Radeon HD 8730M</a>	761	1257	NA	NA
<a href="#">Radeon HD 8750M</a>	974	1096	NA	NA
<a href="#">Radeon HD 8790M</a>	1305	952	NA	NA
<a href="#">Radeon HD 8790M / R9 M290X</a>	1210	984	NA	NA
<a href="#">Radeon HD 8850M</a>	973	1098	NA	NA
<a href="#">Radeon HD 8850M / R9 M265X</a>	1139	1011	NA	NA
<a href="#">Radeon HD 8870M</a>	1638	844	NA	NA
<a href="#">Radeon HD 8870M / R9 M270X / M370X</a>	1799	802	NA	NA
<a href="#">Radeon HD 8950</a>	2718	584	NA	NA
<a href="#">Radeon HD 8970M</a>	3876	462	<a href="#">27.69</a>	<a href="#">\$139.99*</a>
<a href="#">Radeon HD 8990</a>	5214	368	NA	NA
<a href="#">Radeon HD HD7850M</a>	1651	838	NA	NA
<a href="#">Radeon HDG 4670</a>	170	1886	NA	NA
<a href="#">RADEON IGP 34xM</a>	1	2512	NA	NA
<a href="#">RADEON IGP 320</a>	3	2455	NA	NA
<a href="#">Radeon IGP 320M</a>	3	2462	NA	NA
<a href="#">Radeon IGP 340M</a>	2	2500	NA	NA
				NA



Videocard Name	Passmark G3D Mark (higher is better)	Rank (lower is better)	Videocard Value (higher is better)	Price (USD)
<a href="#">Radeon Pro 3000</a>	106	2031	NA	NA
<a href="#">Radeon Infoshock 3000</a>	106	2031	NA	NA
<a href="#">Radeon Instinct MI25 MxGPU</a>	4978	392	NA	NA
<a href="#">Radeon M535DX</a>	749	1270	NA	NA
Videocard Name	Passmark G3D Mark (higher is better)	Rank (lower is better)	Videocard Value (higher is better)	Price (USD)
<a href="#">Radeon Pro</a>	2344	651	<a href="#">3.91</a>	<a href="#">\$600.00*</a>
<a href="#">Radeon Pro 450</a>	2722	582	NA	NA
<a href="#">Radeon Pro 455</a>	3112	537	<a href="#">6.93</a>	<a href="#">\$449.00*</a>
<a href="#">Radeon Pro 460</a>	3452	504	NA	NA
<a href="#">Radeon Pro 465</a>	4537	417	NA	NA
<a href="#">Radeon Pro 555</a>	3140	536	<a href="#">2.99</a>	<a href="#">\$1,049.00*</a>
<a href="#">Radeon Pro 560</a>	3475	501	NA	NA
<a href="#">Radeon Pro 560X</a>	3677	483	NA	NA
<a href="#">Radeon Pro 570</a>	6336	305	NA	NA
<a href="#">Radeon Pro 580</a>	7753	260	NA	NA
<a href="#">Radeon Pro 580X</a>	7540	268	NA	NA
<a href="#">Radeon Pro 5300</a>	7229	276	NA	NA
<a href="#">Radeon Pro 5300M</a>	6003	321	NA	NA
<a href="#">Radeon Pro 5500 XT</a>	8330	237	NA	NA
<a href="#">Radeon Pro 5500M</a>	6815	290	NA	NA
<a href="#">Radeon Pro 5600M</a>	9282	212	NA	NA
<a href="#">Radeon Pro 5700</a>	11844	163	NA	NA
<a href="#">Radeon Pro 5700 XT</a>	12691	147	NA	NA
<a href="#">Radeon Pro Duo</a>	8136	242	<a href="#">2.05</a>	<a href="#">\$3,970.36*</a>
<a href="#">Radeon PRO Ryzen 5 PRO 6650U</a>	4066	448	NA	NA
<a href="#">Radeon PRO Ryzen 7 PRO 6850U</a>	5703	334	NA	NA
<a href="#">Radeon Pro SSG</a>	10971	178	<a href="#">4.55</a>	<a href="#">\$2,410.15*</a>
<a href="#">Radeon Pro V340 MxGPU</a>	2853	560	NA	NA
<a href="#">Radeon Pro V520 MxGPU</a>	12257	159	NA	NA
<a href="#">Radeon Pro Vega 16</a>	4809	400	NA	NA
<a href="#">Radeon Pro Vega 20</a>	5299	361	NA	NA
<a href="#">Radeon Pro Vega 48</a>	11299	174	NA	NA
<a href="#">Radeon Pro Vega 56</a>	12353	157	NA	NA
				NA
				NA

Videocard Name	Passmark G3D Mark (higher is better)	Rank (lower is better)	Videocard Value (higher is better)	Price (USD)
<a href="#">Radeon Pro V70</a>	15552	152	NA	NA
<a href="#">Radeon Pro W5500</a>	9145	215	<a href="#">22.31</a>	<a href="#">\$409.99*</a>
<a href="#">Radeon Pro W5500M</a>	2010	734	NA	NA
<a href="#">Radeon Pro W5700</a>	15309	103	<a href="#">23.55</a>	<a href="#">\$649.99*</a>
<a href="#">Radeon PRO W6300</a>	5897	325	NA	NA
<a href="#">Radeon PRO W6400</a>	8052	245	NA	NA
<a href="#">Radeon PRO W6600</a>	15924	92	NA	NA
<a href="#">Radeon PRO W6600M</a>	13549	130	NA	NA
<a href="#">Radeon PRO W6600X</a>	13113	139	NA	NA
<a href="#">Radeon PRO W6800</a>	19919	52	<a href="#">10.77</a>	<a href="#">\$1,849.99*</a>
<a href="#">Radeon PRO W7600</a>	17126	75	NA	NA
<a href="#">Radeon PRO W7800</a>	29007	11	NA	NA
<a href="#">Radeon PRO W7900</a>	29863	8	NA	NA
<a href="#">Radeon Pro WX 2100</a>	1838	790	NA	NA
<a href="#">Radeon Pro WX 3100</a>	2500	621	NA	NA
<a href="#">Radeon Pro WX 3200</a>	2427	631	<a href="#">12.68</a>	<a href="#">\$191.50</a>
<a href="#">Radeon Pro WX 4100</a>	3763	472	<a href="#">7.53</a>	<a href="#">\$499.99*</a>
<a href="#">Radeon Pro WX 4130</a>	1966	748	NA	NA
<a href="#">Radeon Pro WX 4150</a>	2380	641	<a href="#">3.90</a>	<a href="#">\$610.04*</a>
Videocard Name	Passmark G3D Mark (higher is better)	Rank (lower is better)	Videocard Value (higher is better)	Price (USD)
<a href="#">Radeon Pro WX 4170</a>	1409	925	NA	NA
<a href="#">Radeon Pro WX 5100</a>	5590	336	<a href="#">15.53</a>	<a href="#">\$359.99*</a>
<a href="#">Radeon Pro WX 7100</a>	7928	251	<a href="#">7.57</a>	<a href="#">\$1,047.99*</a>
<a href="#">Radeon Pro WX 7130</a>	6577	298	NA	NA
<a href="#">Radeon Pro WX 8200</a>	13931	119	<a href="#">8.71</a>	<a href="#">\$1,599.39*</a>
<a href="#">Radeon Pro WX 9100</a>	12960	142	NA	NA
<a href="#">Radeon Pro WX Vega M GL</a>	4643	409	NA	NA
<a href="#">Radeon R1E</a>	301	1748	NA	NA
<a href="#">Radeon R2</a>	244	1802	NA	NA
<a href="#">Radeon R2E</a>	212	1837	NA	NA
<a href="#">Radeon R3</a>	304	1747	NA	NA
<a href="#">Radeon R3E</a>	205	1847	NA	NA
<a href="#">Radeon R4</a>	333	1718	<a href="#">0.84</a>	<a href="#">\$396.99*</a>
				NA
				<a href="#">\$85.26*</a>

Videocard Name	Passmark G3D Mark (higher is better)	Rank (lower is better)	Videocard Value (higher is better)	Price (USD)
<a href="#">Radeon R5 230</a>	336	1716	<a href="#">5.59</a>	<a href="#">\$60.13</a>
<a href="#">Radeon R5 235</a>	336	1716	<a href="#">5.59</a>	<a href="#">\$60.13*</a>
<a href="#">Radeon R5 235 + HD 7560D Dual</a>	743	1279	NA	NA
<a href="#">Radeon R5 235 + HD 8570D Dual</a>	737	1291	NA	NA
<a href="#">Radeon R5 235X</a>	277	1772	NA	NA
<a href="#">Radeon R5 240</a>	536	1520	<a href="#">6.31</a>	<a href="#">\$85.00*</a>
<a href="#">Radeon R5 310</a>	331	1720	<a href="#">0.66</a>	<a href="#">\$499.00*</a>
<a href="#">Radeon R5 330</a>	520	1541	<a href="#">1.53</a>	<a href="#">\$339.99*</a>
<a href="#">Radeon R5 340</a>	935	1120	NA	NA
<a href="#">Radeon R5 420</a>	574	1472	<a href="#">14.39</a>	<a href="#">\$39.95*</a>
<a href="#">Radeon R5 430</a>	937	1117	<a href="#">15.89</a>	<a href="#">\$59.00*</a>
<a href="#">Radeon R5 435</a>	850	1177	NA	NA
<a href="#">Radeon R5 A6-7480</a>	698	1326	NA	NA
<a href="#">Radeon R5 A6-8500P</a>	586	1455	NA	NA
<a href="#">Radeon R5 A6-9400 RADEON R5, 6 COMPUTE CORES 2C+4G</a>	605	1426	NA	NA
<a href="#">Radeon R5 A6-9500 2C+6G</a>	853	1173	NA	NA
<a href="#">Radeon R5 A6-9500 RADEON R5, 8 COMPUTE CORES 2C+6G</a>	925	1131	NA	NA
<a href="#">Radeon R5 A6-9500E 2C+4G</a>	1014	1072	NA	NA
<a href="#">Radeon R5 A6-9500E RADEON R5, 6 COMPUTE CORES 2C+4G</a>	726	1297	NA	NA
<a href="#">Radeon R5 A10-9600P 4C+6G</a>	619	1410	NA	NA
<a href="#">Radeon R5 A10-9600P RADEON R5, 10 COMPUTE CORES 4C</a>	710	1314	NA	NA
<a href="#">Radeon R5 A10-9620P 4C+6G</a>	731	1292	NA	NA
<a href="#">Radeon R5 A10-9620P RADEON R5, 10 COMPUTE CORES 4C</a>	677	1343	NA	NA
<a href="#">Radeon R5 A10-9630P 4C+6G</a>	977	1094	NA	NA
<a href="#">Radeon R5 A10-9630P RADEON R5, 10 COMPUTE CORES 4C</a>	750	1267	NA	NA
<a href="#">Radeon R5 A240</a>	576	1468	NA	NA
<a href="#">Radeon R5 M230</a>	415	1651	NA	NA
<a href="#">Radeon R5 M240</a>	435	1634	NA	NA
<a href="#">Radeon R5 M255</a>	526	1532	NA	NA
<a href="#">Radeon R5 M315</a>	473	1592	NA	NA
<a href="#">Radeon R5 M320</a>	439	1631	NA	NA
				NA
				NA

Videocard Name	Passmark G3D Mark (higher is better)	Rank (lower is better)	Videocard Value (higher is better)	Price (USD)
<u>Radeon R5 M430</u>	648	1371	NA	NA
<u>Radeon R5 M435</u>	806	1216	NA	NA
<u>Radeon R5 Opteron X3216</u>	394	1668	NA	NA
<u>Radeon R5 PRO A6-8500B 2C+4G</u>	508	1552	NA	NA
<u>Radeon R5 PRO A6-8500B R5, 6 Compute Cores 2C+4G</u>	478	1581	NA	NA
<u>Radeon R5 PRO A6-8530B 2C+4G</u>	689	1331	NA	NA
<u>Radeon R5 PRO A6-8570 2C+6G</u>	847	1182	NA	NA
<u>Radeon R5 PRO A6-8570 R5, 8 COMPUTE CORES 2C+6G</u>	984	1089	NA	NA
<u>Radeon R5 PRO A6-8570E 2C+4G</u>	637	1380	NA	NA
<u>Radeon R5 PRO A6-8570E R5, 6 COMPUTE CORES 2C+4G</u>	799	1220	NA	NA
<u>Radeon R5 PRO A6-9500 2C+6G</u>	1096	1032	NA	NA
<u>Radeon R5 PRO A6-9500 R5, 8 COMPUTE CORES 2C+6G</u>	809	1215	NA	NA
<u>Radeon R5 PRO A6-9500B 2C+4G</u>	693	1328	NA	NA
<u>Radeon R5 PRO A6-9500B R5, 6 COMPUTE CORES 2C+4G</u>	408	1654	NA	NA
<u>Radeon R5 PRO A6-9500E 2C+4G</u>	770	1249	NA	NA
<u>Radeon R5 PRO A8-9600B 4C+6G</u>	658	1359	NA	NA
<u>Radeon R5 PRO A8-9600B R5, 10 COMPUTE CORES 4C+6G</u>	562	1484	NA	NA
<u>Radeon R5 PRO A10-8730B 4C+6G</u>	695	1327	NA	NA
<u>Radeon R5 PRO A10-8730B R5, 10 COMPUTE CORES 4C+6G</u>	631	1392	NA	NA
<u>Radeon R5E</u>	296	1752	NA	NA
<u>Radeon R6</u>	620	1407	NA	NA
<u>Radeon R6 + R7 M265DX Dual</u>	570	1477	NA	NA
<u>Radeon R6 A8-8600P</u>	474	1589	NA	NA
<u>Radeon R6 A10-8700P</u>	532	1525	NA	NA
<u>Radeon R6 A10-9600P 4C+6G</u>	970	1100	NA	NA
<u>Radeon R6 M255DX</u>	605	1425	NA	NA
<u>Radeon R6 Opteron X3418</u>	955	1106	NA	NA
<u>Radeon R6 PRO A8-8600B 4C+6G</u>	531	1527	NA	NA
<u>Radeon R6 PRO A8-8600B R6, 10 Compute Cores 4C+6G</u>	590	1446	NA	NA
				NA
				NA

Videocard Name	Passmark G3D Mark (higher is better)	Rank (lower is better)	Videocard Value (higher is better)	Price (USD)
<a href="#">Radeon R7 240</a>	917	1134	<a href="#">5.25</a>	<a href="#">\$189.99</a>
<a href="#">Radeon R7 240 + HD 8570D Dual</a>	917	1134	NA	NA
<a href="#">Radeon R7 240 + HD 8670D Dual</a>	930	1125	NA	NA
<a href="#">Radeon R7 250</a>	1075	1046	<a href="#">5.66</a>	<a href="#">\$189.97*</a>
<a href="#">Radeon R7 250X</a>	2268	676	<a href="#">11.70</a>	<a href="#">\$194.00*</a>
<a href="#">Radeon R7 260</a>	2891	555	<a href="#">32.13</a>	<a href="#">\$89.99*</a>
<a href="#">Radeon R7 260X</a>	3181	530	<a href="#">22.73</a>	<a href="#">\$139.99*</a>
<a href="#">Radeon R7 340</a>	1027	1066	NA	NA
<a href="#">Radeon R7 360</a>	3086	540	<a href="#">21.14</a>	<a href="#">\$145.99*</a>
<a href="#">Radeon R7 370</a>	4517	420	NA	NA
<a href="#">Radeon R7 430</a>	1113	1023	<a href="#">7.39</a>	<a href="#">\$150.58*</a>
<a href="#">Radeon R7 450</a>	1935	759	<a href="#">6.47</a>	<a href="#">\$299.00*</a>
<a href="#">Radeon R7 7850A10-7850K</a>	551	1500	NA	NA
<a href="#">Radeon R7 +8G</a>	1190	993	NA	NA
<a href="#">Radeon R7 + HD 7700 Dual</a>	1962	750	NA	NA
<a href="#">Radeon R7 + R5 330 Dual</a>	1028	1065	NA	NA
<a href="#">Radeon R7 + R5 340 Dual</a>	1234	975	NA	NA
<a href="#">Radeon R7 + R5 435 Dual A10-9700 RADEON</a>	885	1158	NA	NA
Videocard Name	Passmark G3D Mark (higher is better)	Rank (lower is better)	Videocard Value (higher is better)	Price (USD)
<a href="#">Radeon R7 + R5 Dual</a>	897	1149	NA	NA
<a href="#">Radeon R7 + R7 200 Dual</a>	1077	1045	NA	NA
<a href="#">Radeon R7 + R7 240 Dual</a>	1045	1057	NA	NA
<a href="#">Radeon R7 + R7 250 Dual</a>	1232	976	NA	NA
<a href="#">Radeon R7 + R7 350 Dual</a>	1982	743	NA	NA
<a href="#">Radeon R7 A8 PRO-7600B</a>	670	1347	NA	NA
<a href="#">Radeon R7 A8-7500</a>	907	1141	NA	NA
<a href="#">Radeon R7 A8-7500 4C+6G</a>	853	1174	NA	NA
<a href="#">Radeon R7 A8-7600</a>	788	1231	NA	NA
<a href="#">Radeon R7 A8-7650K</a>	741	1284	NA	NA
<a href="#">Radeon R7 A8-7670K</a>	848	1181	NA	NA
<a href="#">Radeon R7 A8-7680</a>	821	1204	NA	NA
<a href="#">Radeon R7 A8-8650</a>	912	1136	NA	NA
<a href="#">Radeon R7 A8-9600 RADEON</a>	828	1198	NA	NA
				NA
				NA

Videocard Name	Passmark G3D Mark (higher is better)	Rank (lower is better)	Videocard Value (higher is better)	Price (USD)
<a href="#">Radeon R7 A10-7600</a>	802	1155	NA	NA
<a href="#">Radeon R7 A10-7700K</a>	782	1236	NA	NA
<a href="#">Radeon R7 A10-7800</a>	712	1312	NA	NA
<a href="#">Radeon R7 A10-7850K</a>	978	1093	NA	NA
<a href="#">Radeon R7 A10-7860K</a>	926	1130	NA	NA
<a href="#">Radeon R7 A10-7870K</a>	1111	1024	NA	NA
<a href="#">Radeon R7 A10-7890K</a>	850	1178	NA	NA
<a href="#">Radeon R7 A10-8750</a>	849	1180	NA	NA
<a href="#">Radeon R7 A10-8850</a>	773	1245	NA	NA
<a href="#">Radeon R7 A10-9700 RADEON</a>	928	1127	NA	NA
<a href="#">Radeon R7 A10-9700E RADEON</a>	1108	1025	NA	NA
<a href="#">Radeon R7 A12-9700P RADEON</a>	740	1286	<a href="#">1.70</a>	<a href="#">\$435.92*</a>
<a href="#">Radeon R7 A12-9720P RADEON</a>	728	1294	<a href="#">1.99</a>	<a href="#">\$365.48*</a>
<a href="#">Radeon R7 A12-9730P RADEON</a>	1047	1056	NA	NA
<a href="#">Radeon R7 A12-9800 RADEON</a>	1118	1021	NA	NA
<a href="#">Radeon R7 A12-9800E RADEON</a>	913	1135	<a href="#">6.56</a>	<a href="#">\$139.19*</a>
<a href="#">Radeon R7 A265</a>	993	1085	NA	NA
<a href="#">Radeon R7 A360</a>	619	1408	NA	NA
<a href="#">Radeon R7 A365</a>	781	1239	NA	NA
<a href="#">Radeon R7 A370</a>	1281	959	NA	NA
<a href="#">Radeon R7 FX-8800P</a>	840	1185	NA	NA
<a href="#">Radeon R7 FX-9800P RADEON</a>	740	1287	<a href="#">1.40</a>	<a href="#">\$530.00*</a>
<a href="#">Radeon R7 FX-9830P RADEON</a>	1471	905	NA	NA
<a href="#">Radeon R7 G</a>	869	1164	NA	NA
<a href="#">Radeon R7 M260</a>	495	1566	<a href="#">0.62</a>	<a href="#">\$799.00*</a>
<a href="#">Radeon R7 M260DX</a>	816	1208	NA	NA
<a href="#">Radeon R7 M260X</a>	1008	1078	NA	NA
<a href="#">Radeon R7 M265</a>	553	1497	NA	NA
<a href="#">Radeon R7 M265DX</a>	498	1561	NA	NA
<a href="#">Radeon R7 M270</a>	766	1253	NA	NA
<a href="#">Radeon R7 M340</a>	663	1355	NA	NA
<a href="#">Radeon R7 M350</a>	1077	1044	NA	NA
<a href="#">Radeon R7 M360</a>	568	1479	NA	NA
Passmark G3D Mark				Rank
Videocard Value				Price (USD)
				NA

Videocard Name	Passmark G3D Mark (higher is better)	Rank (lower is better)	Videocard Value (higher is better)	Price (USD)
<a href="#">Radeon R7 M270</a>	1668	835	NA	NA
<a href="#">Radeon R7 M380</a>	1668	835	NA	NA
<a href="#">Radeon R7 M440</a>	905	1142	NA	NA
<a href="#">Radeon R7 M445</a>	947	1111	<a href="#">1.27</a>	<a href="#">\$744.00*</a>
<a href="#">Radeon R7 M460</a>	1087	1037	NA	NA
<a href="#">Radeon R7 M465</a>	1095	1033	NA	NA
<a href="#">Radeon R7 M465X</a>	1623	850	NA	NA
<a href="#">Radeon R7 Opteron X3421</a>	1168	1004	NA	NA
<a href="#">Radeon R7 PRO A6-9500 2C+6G</a>	781	1238	NA	NA
<a href="#">Radeon R7 PRO A8-8650B</a>	721	1302	NA	NA
<a href="#">Radeon R7 PRO A8-8670E</a>	1309	949	NA	NA
<a href="#">Radeon R7 PRO A8-9600</a>	893	1152	NA	NA
<a href="#">Radeon R7 PRO A10-8750B</a>	767	1252	NA	NA
<a href="#">Radeon R7 PRO A10-8770</a>	899	1148	NA	NA
<a href="#">Radeon R7 PRO A10-8770E</a>	826	1200	NA	NA
<a href="#">Radeon R7 PRO A10-8850B</a>	945	1115	NA	NA
<a href="#">Radeon R7 PRO A10-9700</a>	805	1217	NA	NA
<a href="#">Radeon R7 PRO A10-9700B</a>	669	1349	NA	NA
<a href="#">Radeon R7 PRO A10-9700E</a>	971	1099	<a href="#">1.84</a>	<a href="#">\$529.00*</a>
<a href="#">Radeon R7 PRO A12-8800B</a>	597	1434	NA	NA
<a href="#">Radeon R7 PRO A12-8830B</a>	593	1441	NA	NA
<a href="#">Radeon R7 PRO A12-8870</a>	904	1143	NA	NA
<a href="#">Radeon R7 PRO A12-8870E</a>	932	1123	NA	NA
<a href="#">Radeon R7 PRO A12-9800</a>	877	1162	NA	NA
<a href="#">Radeon R7 PRO A12-9800B</a>	702	1323	NA	NA
<a href="#">Radeon R7 PRO A12-9800E</a>	957	1105	NA	NA
<a href="#">Radeon R7E</a>	564	1482	NA	NA
<a href="#">Radeon R8 M365DX</a>	601	1431	NA	NA
<a href="#">Radeon R8 M445DX</a>	796	1226	NA	NA
<a href="#">Radeon R8 M535DX</a>	670	1348	NA	NA
<a href="#">Radeon R9 255</a>	1456	908	<a href="#">4.23</a>	<a href="#">\$344.16*</a>
<a href="#">Radeon R9 260</a>	3181	531	NA	NA
<a href="#">Radeon R9 270</a>	4306	437	NA	NA
<a href="#">Radeon R9 270 / R7 370</a>	4259	440	<a href="#">19.98</a>	<a href="#">\$213.16*</a>
				<a href="#">\$326.50*</a>

Videocard Name	Passmark G3D Mark (higher is better)	Rank (lower is better)	Videocard Value (higher is better)	Price (USD)
<a href="#">Radeon R9 280</a>	6213	312	NA	NA
<a href="#">Radeon R9 280X</a>	6213	312	NA	NA
<a href="#">Radeon R9 285 / 380</a>	5549	343	<a href="#">11.44</a>	<a href="#">\$485.00*</a>
<a href="#">Radeon R9 290</a>	8315	238	NA	NA
<a href="#">Radeon R9 290 / 390</a>	8150	241	<a href="#">21.45</a>	<a href="#">\$380.00*</a>
<a href="#">Radeon R9 290X</a>	8641	228	NA	NA
<a href="#">Radeon R9 290X / 390X</a>	8389	234	<a href="#">26.22</a>	<a href="#">\$319.99*</a>
<a href="#">Radeon R9 295X2</a>	8637	230	<a href="#">17.31</a>	<a href="#">\$499.10*</a>
<a href="#">Radeon R9 350</a>	2018	731	<a href="#">6.75</a>	<a href="#">\$299.00*</a>
<a href="#">Radeon R9 360</a>	3031	543	<a href="#">22.64</a>	<a href="#">\$133.89*</a>
<a href="#">Radeon R9 370</a>	4722	407	<a href="#">29.51</a>	<a href="#">\$159.99*</a>
<a href="#">Radeon R9 380</a>	6172	315	<a href="#">68.59</a>	<a href="#">\$89.99*</a>
<a href="#">Radeon R9 380X</a>	6229	311	<a href="#">17.80</a>	<a href="#">\$349.99*</a>
Videocard Name	Passmark G3D Mark (higher is better)	Rank (lower is better)	Videocard Value (higher is better)	Price (USD)
<a href="#">Radeon R9 390</a>	8954	222	NA	NA
<a href="#">Radeon R9 390X</a>	9433	208	NA	NA
<a href="#">Radeon R9 Fury</a>	9609	203	<a href="#">21.69</a>	<a href="#">\$443.10*</a>
<a href="#">Radeon R9 Fury + Fury X</a>	9741	199	<a href="#">21.65</a>	<a href="#">\$449.99*</a>
<a href="#">Radeon R9 Fury X</a>	10015	193	NA	NA
<a href="#">Radeon R9 M265X</a>	1134	1013	NA	NA
<a href="#">Radeon R9 M270X</a>	1204	990	NA	NA
<a href="#">Radeon R9 M275</a>	1114	1022	<a href="#">1.59</a>	<a href="#">\$699.99*</a>
<a href="#">Radeon R9 M275X</a>	1537	883	NA	NA
<a href="#">Radeon R9 M275X / M375</a>	1574	868	NA	NA
<a href="#">Radeon R9 M280X</a>	813	1211	NA	NA
<a href="#">Radeon R9 M290X</a>	3226	525	NA	NA
<a href="#">Radeon R9 M295X</a>	5150	376	<a href="#">3.55</a>	<a href="#">\$1,449.00*</a>
<a href="#">Radeon R9 M360</a>	1833	793	NA	NA
<a href="#">Radeon R9 M365X</a>	1481	901	NA	NA
<a href="#">Radeon R9 M370X</a>	1532	884	<a href="#">1.72</a>	<a href="#">\$889.00*</a>
<a href="#">Radeon R9 M375</a>	957	1104	NA	NA
<a href="#">Radeon R9 M375X</a>	1741	815	NA	NA
<a href="#">Radeon R9 M380</a>	2806	570	NA	NA
				NA
				NA



Videocard Name	Passmark G3D Mark (higher is better)	Rank (lower is better)	Videocard Value (higher is better)	Price (USD)
<a href="#">Radeon R9 M395</a>	5023	387	NA	NA
<a href="#">Radeon R9 M395X</a>	5194	372	NA	NA
<a href="#">Radeon R9 M470</a>	2330	655	NA	NA
<a href="#">Radeon R9 M470X</a>	3244	523	NA	NA
<a href="#">Radeon R9 M485X</a>	3660	484	NA	NA
<a href="#">Radeon RX580 2048SP</a>	7748	261	NA	NA
<a href="#">Radeon RX590 GME</a>	8535	232	NA	NA
<a href="#">Radeon RX 460</a>	4105	445	<a href="#">24.61</a>	<a href="#">\$166.81*</a>
<a href="#">Radeon RX 470/570</a>	8028	247	<a href="#">20.64</a>	<a href="#">\$388.99*</a>
<a href="#">Radeon RX 480</a>	8641	229	<a href="#">25.42</a>	<a href="#">\$339.99*</a>
<a href="#">Radeon RX 540</a>	1858	783	NA	NA
<a href="#">Radeon RX 550</a>	2711	585	<a href="#">12.33</a>	<a href="#">\$219.99</a>
<a href="#">Radeon RX 550X</a>	2253	680	NA	NA
<a href="#">Radeon RX 560</a>	3652	486	<a href="#">17.94</a>	<a href="#">\$203.55</a>
<a href="#">Radeon RX 560X</a>	3196	529	NA	NA
<a href="#">Radeon RX 570X</a>	1923	764	<a href="#">11.31</a>	<a href="#">\$170.01</a>
<a href="#">Radeon RX 580</a>	8886	225	<a href="#">49.37</a>	<a href="#">\$179.99*</a>
<a href="#">Radeon RX 580 2048SP</a>	7720	262	NA	NA
<a href="#">Radeon RX 580X</a>	7798	259	NA	NA
<a href="#">Radeon RX 590</a>	9467	206	<a href="#">17.21</a>	<a href="#">\$549.99*</a>
<a href="#">Radeon RX 640</a>	1939	758	NA	NA
<a href="#">Radeon RX 780</a>	7897	255	NA	NA
<a href="#">Radeon RX 5300</a>	7696	263	NA	NA
<a href="#">Radeon RX 5300M</a>	4307	436	NA	NA
<a href="#">Radeon RX 5500</a>	8865	226	NA	NA
<a href="#">Radeon RX 5500 XT</a>	9172	214	<a href="#">50.60</a>	<a href="#">\$181.29</a>
<a href="#">Radeon RX 5500M</a>	5464	347	NA	NA
Videocard Name	Passmark G3D Mark (higher is better)	Rank (lower is better)	Videocard Value (higher is better)	Price (USD)
<a href="#">Radeon RX 5600</a>	11507	170	NA	NA
<a href="#">Radeon RX 5600 OEM</a>	11926	161	NA	NA
<a href="#">Radeon RX 5600 XT</a>	13709	125	<a href="#">25.16</a>	<a href="#">\$545.00*</a>
<a href="#">Radeon RX 5600M</a>	8557	231	NA	NA
				<a href="#">\$309.99*</a>
				<a href="#">\$506.64*</a>

Videocard Name	Passmark G3D Mark (higher is better)	Rank (lower is better)	Videocard Value (higher is better)	Price (USD)
<a href="#">Radeon RX 6700 XT 16GB Anniversary Edition</a>	15517	51	NA	NA
<a href="#">Radeon RX 6300</a>	6293	308	NA	NA
<a href="#">Radeon RX 6400</a>	7506	271	<a href="#">44.24</a>	<a href="#">\$169.66*</a>
<a href="#">Radeon RX 6500</a>	7646	265	NA	NA
<a href="#">Radeon RX 6500 XT</a>	9512	204	<a href="#">54.36</a>	<a href="#">\$174.99</a>
<a href="#">Radeon RX 6500M</a>	7904	254	NA	NA
<a href="#">Radeon RX 6550M</a>	8916	223	NA	NA
<a href="#">Radeon RX 6600</a>	15128	104	<a href="#">45.98</a>	<a href="#">\$329.00*</a>
<a href="#">Radeon RX 6600 XT</a>	16460	84	<a href="#">36.69</a>	<a href="#">\$448.64</a>
<a href="#">Radeon RX 6600M</a>	13612	129	<a href="#">71.65</a>	<a href="#">\$189.99</a>
<a href="#">Radeon RX 6600S</a>	14896	109	NA	NA
<a href="#">Radeon RX 6650 XT</a>	17336	74	<a href="#">72.24</a>	<a href="#">\$239.99</a>
<a href="#">Radeon RX 6650M</a>	14151	116	NA	NA
<a href="#">Radeon RX 6700</a>	18653	65	NA	NA
<a href="#">Radeon RX 6700 XT</a>	19877	53	<a href="#">25.25</a>	<a href="#">\$787.16</a>
<a href="#">Radeon RX 6700M</a>	13368	134	<a href="#">44.56</a>	<a href="#">\$299.99</a>
<a href="#">Radeon RX 6700S</a>	14916	108	NA	NA
<a href="#">Radeon RX 6750 GRE 12GB</a>	19484	58	NA	NA
<a href="#">Radeon RX 6750 XT</a>	20823	46	<a href="#">30.05</a>	<a href="#">\$692.99</a>
<a href="#">Radeon RX 6800</a>	22362	37	<a href="#">57.24</a>	<a href="#">\$390.65</a>
<a href="#">Radeon RX 6800 XT</a>	25104	25	<a href="#">13.22</a>	<a href="#">\$1,899.00</a>
<a href="#">Radeon RX 6800M</a>	13274	137	NA	NA
<a href="#">Radeon RX 6800S</a>	15577	94	NA	NA
<a href="#">Radeon RX 6850M</a>	12274	158	NA	NA
<a href="#">Radeon RX 6850M XT</a>	18329	68	NA	NA
<a href="#">Radeon RX 6900 XT</a>	26880	18	<a href="#">19.68</a>	<a href="#">\$1,365.95</a>
<a href="#">Radeon RX 6950 XT</a>	28399	14	<a href="#">30.30</a>	<a href="#">\$937.16</a>
<a href="#">Radeon RX 7600</a>	16215	88	<a href="#">62.37</a>	<a href="#">\$259.99</a>
<a href="#">Radeon RX 7600 XT</a>	16408	85	<a href="#">49.73</a>	<a href="#">\$329.99</a>
<a href="#">Radeon RX 7600M XT</a>	11237	175	NA	NA
<a href="#">Radeon RX 7600S</a>	13892	120	NA	NA
<a href="#">Radeon RX 7700 XT</a>	21060	43	<a href="#">50.15</a>	<a href="#">\$419.99</a>
<a href="#">Radeon RX 7700S</a>	15097	106	NA	NA
<a href="#">Radeon RX 7800 XT</a>	24051	27	<a href="#">49.09</a>	<a href="#">\$489.99</a>
				<a href="#">\$579.99</a>

Videocard Name	Passmark G3D Mark (higher is better)	Rank (lower is better)	Videocard Value (higher is better)	Price (USD)
<a href="#">Radeon RX 7900 XTX</a>	30979	6	<a href="#">33.31</a>	<a href="#">\$929.99</a>
<a href="#">Radeon RX 7900M</a>	22583	35	NA	NA
<a href="#">Radeon RX Vega11</a>	1605	858	NA	NA
<a href="#">Radeon RX Vega11 Ryzen 7 3750H</a>	1674	834	NA	NA
<a href="#">Radeon RX Vega11 Ryzen 7 Microsoft Surface Edition</a>	1398	928	NA	NA
<a href="#">Radeon RX Vega 8</a>	1487	898	NA	NA
<a href="#">Radeon RX Vega 10</a>	1644	841	NA	NA
Videocard Name	Passmark G3D Mark (higher is better)	Rank (lower is better)	Videocard Value (higher is better)	Price (USD)
<a href="#">Radeon RX Vega 10 Ryzen 7 3700U</a>	1523	888	NA	NA
<a href="#">Radeon RX Vega 10 Ryzen 7 3750H</a>	1816	799	NA	NA
<a href="#">Radeon RX Vega 10 Ryzen 7 PRO 3700U w/</a>	1556	874	NA	NA
<a href="#">Radeon RX Vega 11</a>	2119	705	<a href="#">2.12</a>	<a href="#">\$1,002.00*</a>
<a href="#">Radeon RX Vega 11 PRD</a>	2401	638	NA	NA
<a href="#">Radeon RX Vega 11 Processor</a>	1843	786	NA	NA
<a href="#">Radeon RX Vega 11 Ryzen 5 3350G</a>	1642	843	NA	NA
<a href="#">Radeon RX Vega 11 Ryzen 5 3400G</a>	2181	695	NA	NA
<a href="#">Radeon RX Vega 11 Ryzen 5 3400GE</a>	2062	721	NA	NA
<a href="#">Radeon RX Vega 56</a>	13316	136	<a href="#">17.68</a>	<a href="#">\$752.99*</a>
<a href="#">Radeon RX Vega 64</a>	14419	115	<a href="#">19.23</a>	<a href="#">\$749.99*</a>
<a href="#">Radeon RX Vega - Renoir Ryzen 3 5300U</a>	2312	660	NA	NA
<a href="#">Radeon RX Vega M GH</a>	6559	301	NA	NA
<a href="#">Radeon RX Vega M GL</a>	3616	489	NA	NA
<a href="#">Radeon RX Vega Ryzen 3 5300U</a>	2327	657	NA	NA
<a href="#">Radeon Ryzen 3 3250U</a>	797	1225	NA	NA
<a href="#">Radeon Ryzen 3 5300U</a>	1577	866	NA	NA
<a href="#">Radeon Ryzen 3 5425U</a>	1558	873	NA	NA
<a href="#">Radeon Ryzen 3 7330U</a>	1480	902	NA	NA
<a href="#">Radeon Ryzen 3 PRO 4355GE</a>	1431	918	NA	NA
<a href="#">Radeon Ryzen 3 PRO 5450U</a>	1786	806	NA	NA
<a href="#">Radeon Ryzen 3 PRO 5475U</a>	1383	930	NA	NA
<a href="#">Radeon Ryzen 3 PRO 7330U</a>	2126	703	NA	NA
<a href="#">Radeon Ryzen 5 3450U</a>	1034	1062	NA	NA
				NA
				NA

Videocard Name	Passmark G3D Mark (higher is better)	Rank (lower is better)	Videocard Value (higher is better)	Price (USD)
<a href="#">Radeon Ryzen 5 5500U</a>	2011	732	NA	NA
<a href="#">Radeon Ryzen 5 5560U</a>	2011	732	NA	NA
<a href="#">Radeon Ryzen 5 5600GE</a>	2530	615	NA	NA
<a href="#">Radeon Ryzen 5 5600GT</a>	2884	558	NA	NA
<a href="#">Radeon Ryzen 5 5600H</a>	2418	632	NA	NA
<a href="#">Radeon Ryzen 5 5600U</a>	2102	712	NA	NA
<a href="#">Radeon Ryzen 5 5625U</a>	2159	698	NA	NA
<a href="#">Radeon Ryzen 5 6600H</a>	3928	456	NA	NA
<a href="#">Radeon Ryzen 5 6600HS Creator Edition</a>	3802	470	NA	NA
<a href="#">Radeon Ryzen 5 6600U</a>	3539	495	NA	NA
<a href="#">Radeon Ryzen 5 7530U</a>	2233	685	NA	NA
<a href="#">Radeon Ryzen 5 7535HS</a>	3884	459	NA	NA
<a href="#">Radeon Ryzen 5 7535U</a>	3808	468	NA	NA
<a href="#">Radeon Ryzen 5 7600 6-Core</a>	1913	767	NA	NA
<a href="#">Radeon Ryzen 5 7600X 6-Core</a>	1735	817	NA	NA
<a href="#">Radeon Ryzen 5 Microsoft Surface Edition</a>	2099	714	NA	NA
<a href="#">Radeon Ryzen 5 PRO 4655G</a>	2375	644	NA	NA
<a href="#">Radeon Ryzen 5 PRO 4655GE</a>	2361	646	NA	NA
<a href="#">Radeon Ryzen 5 PRO 5650G</a>	2309	661	NA	NA
<a href="#">Radeon Ryzen 5 PRO 5650GE</a>	2293	669	NA	NA
<a href="#">Radeon Ryzen 5 PRO 5675U</a>	1883	774	NA	NA
<a href="#">Radeon Ryzen 5 PRO 6650U</a>	3655	485	NA	NA
<a href="#">Radeon Ryzen 5 Pro 7535U</a>	4046	449	NA	NA
Videocard Name	Passmark G3D Mark (higher is better)	Rank (lower is better)	Videocard Value (higher is better)	Price (USD)
<a href="#">Radeon Ryzen 5 PRO 7645 6-Core</a>	1608	857	NA	NA
<a href="#">Radeon Ryzen 7 3700U</a>	1433	915	NA	NA
<a href="#">Radeon Ryzen 7 4700G</a>	2586	606	NA	NA
<a href="#">Radeon Ryzen 7 4700GE</a>	2610	598	NA	NA
<a href="#">Radeon Ryzen 7 4700U</a>	2050	726	NA	NA
<a href="#">Radeon Ryzen 7 4800H</a>	3712	478	NA	NA
<a href="#">Radeon Ryzen 7 4800HS</a>	4393	430	NA	NA
<a href="#">Radeon Ryzen 7 4800U</a>	2304	666	NA	NA
<a href="#">Radeon Ryzen 7 5700U</a>	2308	663	NA	NA
				NA
				NA

Videocard Name	Passmark G3D Mark (higher is better)	Rank (lower is better)	Videocard Value (higher is better)	Price (USD)
<a href="#">Radeon Ryzen 7 5800U</a>	2100	500	NA	NA
<a href="#">Radeon Ryzen 7 5825U</a>	2380	642	NA	NA
<a href="#">Radeon Ryzen 7 6800H</a>	5342	355	NA	NA
<a href="#">Radeon Ryzen 7 6800HS</a>	6566	299	NA	NA
<a href="#">Radeon Ryzen 7 6800HS Creator Edition</a>	5425	349	NA	NA
<a href="#">Radeon Ryzen 7 6800U</a>	4574	414	NA	NA
<a href="#">Radeon Ryzen 7 7700 8-Core</a>	1699	828	NA	NA
<a href="#">Radeon Ryzen 7 7700X 8-Core</a>	2254	679	NA	NA
<a href="#">Radeon Ryzen 7 7730U</a>	2493	623	NA	NA
<a href="#">Radeon Ryzen 7 7735H</a>	5021	388	NA	NA
<a href="#">Radeon Ryzen 7 7735HS</a>	5383	350	NA	NA
<a href="#">Radeon Ryzen 7 7735U</a>	5240	364	NA	NA
<a href="#">Radeon Ryzen 7 7736U</a>	5790	330	NA	NA
<a href="#">Radeon Ryzen 7 7800X3D 8-Core</a>	1757	810	NA	NA
<a href="#">Radeon Ryzen 7 Microsoft Surface Edition</a>	2299	668	NA	NA
<a href="#">Radeon Ryzen 7 PRO 4750G</a>	2596	603	NA	NA
<a href="#">Radeon Ryzen 7 PRO 4750GE</a>	2320	658	NA	NA
<a href="#">Radeon Ryzen 7 PRO 4750U</a>	2054	724	NA	NA
<a href="#">Radeon Ryzen 7 PRO 5875U</a>	1959	751	NA	NA
<a href="#">Radeon Ryzen 7 PRO 6850H</a>	5767	331	NA	NA
<a href="#">Radeon Ryzen 7 PRO 6850HS</a>	5212	369	NA	NA
<a href="#">Radeon Ryzen 7 PRO 6850U</a>	5193	373	NA	NA
<a href="#">Radeon Ryzen 7 PRO 6860Z</a>	4680	408	NA	NA
<a href="#">Radeon Ryzen 7 PRO 7730U</a>	2407	637	NA	NA
<a href="#">Radeon Ryzen 7 PRO 7745 8-Core</a>	1539	881	NA	NA
<a href="#">Radeon Ryzen 9 4900H</a>	2565	610	NA	NA
<a href="#">Radeon Ryzen 9 6900HS</a>	7384	273	NA	NA
<a href="#">Radeon Ryzen 9 7900 12-Core</a>	2567	609	NA	NA
<a href="#">Radeon Ryzen 9 7900X 12-Core</a>	2885	557	NA	NA
<a href="#">Radeon Ryzen 9 7950X3D 16-Core</a>	1644	840	NA	NA
<a href="#">Radeon Ryzen 9 7950X 16-Core</a>	4615	413	NA	NA
<a href="#">Radeon Ryzen 9 PRO 6950HS</a>	4422	428	NA	NA
<a href="#">Radeon Ryzen 9 PRO 7945 12-Core</a>	1731	819	NA	NA
<a href="#">Radeon Ryzen Embedded R2514</a>	1482	900	NA	NA
				NA

Videocard Name	Passmark G3D Mark (higher is better)	Rank (lower is better)	Videocard Value (higher is better)	Price (USD)
<a href="#">Radeon Ryzen Embedded V2718</a>	1998	738	NA	NA
<a href="#">Radeon Ryzen Embedded V2718</a>	1998	738	NA	NA
<a href="#">Radeon Ryzen Embedded V2748</a>	1842	788	NA	NA
Videocard Name	Passmark G3D Mark (higher is better)	Rank (lower is better)	Videocard Value (higher is better)	Price (USD)
<a href="#">Radeon Sky 500</a>	4763	406	NA	NA
<a href="#">Radeon TM R9 A360</a>	2105	709	NA	NA
<a href="#">Radeon VE</a>	2	2505	NA	NA
<a href="#">Radeon Vega 2</a>	506	1555	NA	NA
<a href="#">Radeon Vega 3</a>	891	1156	<a href="#">0.33</a>	<a href="#">\$2,677.99*</a>
<a href="#">Radeon Vega 3 3020e</a>	590	1445	NA	NA
<a href="#">Radeon Vega 3 Athlon 300GE</a>	1044	1059	NA	NA
<a href="#">Radeon Vega 3 Athlon 300U</a>	852	1176	NA	NA
<a href="#">Radeon Vega 3 Athlon 320GE</a>	714	1311	NA	NA
<a href="#">Radeon Vega 3 Athlon 3000G</a>	1023	1068	NA	NA
<a href="#">Radeon Vega 3 Athlon Gold 3150U</a>	594	1439	NA	NA
<a href="#">Radeon Vega 3 Athlon PRO 300GE w/</a>	935	1121	NA	NA
<a href="#">Radeon Vega 3 Athlon Silver 3050e</a>	552	1499	NA	NA
<a href="#">Radeon Vega 3 Athlon Silver 3050U</a>	855	1171	NA	NA
<a href="#">Radeon Vega 3 Mobile</a>	1025	1067	NA	NA
<a href="#">Radeon Vega 3 Ryzen 3 3200U</a>	849	1179	NA	NA
<a href="#">Radeon Vega 3 Ryzen 3 3250U</a>	824	1201	NA	NA
<a href="#">Radeon Vega 3 Ryzen Embedded R1305G</a>	358	1699	NA	NA
<a href="#">Radeon Vega 3 Ryzen Embedded R1505G</a>	748	1272	NA	NA
<a href="#">Radeon Vega 6</a>	1316	947	<a href="#">0.73</a>	<a href="#">\$1,799.99*</a>
<a href="#">Radeon Vega 6 Ryzen 3 3300U</a>	1299	956	NA	NA
<a href="#">Radeon Vega 6 Ryzen 3 3350U</a>	1544	878	NA	NA
<a href="#">Radeon Vega 6 Ryzen 3 PRO 3300U w/</a>	1403	927	NA	NA
<a href="#">Radeon Vega 8</a>	1584	863	<a href="#">12.49</a>	<a href="#">\$126.86*</a>
<a href="#">Radeon Vega 8 Mobile</a>	1421	922	NA	NA
<a href="#">Radeon Vega 8 Ryzen 3 3200G</a>	1928	761	NA	NA
<a href="#">Radeon Vega 8 Ryzen 3 PRO 3200G</a>	1790	804	NA	NA
<a href="#">Radeon Vega 8 Ryzen 3 PRO 3200GE w/</a>	1622	852	NA	NA
<a href="#">Radeon Vega 8 Ryzen 5 3450U</a>	1240	969	NA	NA
				NA
				NA

Videocard Name	Passmark G3D Mark (higher is better)	Rank (lower is better)	Videocard Value (higher is better)	Price (USD)
<a href="#">Radeon Vega 9 Ryzen 5 PRO 3500U w/</a>	1590	861	NA	NA
<a href="#">Radeon Vega 9</a>	1590	861	NA	NA
<a href="#">Radeon Vega 9 Ryzen 5 3550H</a>	1287	958	NA	NA
<a href="#">Radeon Vega 9 Ryzen 5 Microsoft Surface Edition</a>	1512	891	NA	NA
<a href="#">Radeon Vega 10</a>	1563	871	NA	NA
<a href="#">Radeon Vega 10 Mobile</a>	1490	897	NA	NA
<a href="#">Radeon Vega 10 Ryzen 7 PRO 3700U w/</a>	1636	846	NA	NA
<a href="#">Radeon Vega 11</a>	1831	794	NA	NA
<a href="#">Radeon Vega 11 Ryzen 5 PRO 3350G</a>	2250	681	NA	NA
<a href="#">Radeon Vega 11 Ryzen 5 PRO 3400G</a>	1966	749	NA	NA
<a href="#">Radeon Vega 11 Ryzen 5 PRO 3400GE w/</a>	1888	772	NA	NA
<a href="#">Radeon Vega Frontier Edition</a>	13326	135	<a href="#">7.93</a>	<a href="#">\$1,679.99*</a>
<a href="#">Radeon VII</a>	16695	80	<a href="#">8.79</a>	<a href="#">\$1,899.95*</a>
<a href="#">RADEON X300SE</a>	38	2253	NA	NA
<a href="#">RADEON X550</a>	50	2200	NA	NA
<a href="#">RADEON X550XT</a>	56	2187	NA	NA
<a href="#">Radeon X550XTX</a>	70	2136	NA	NA
<a href="#">RADEON X600 256MB HyperMemory</a>	56	2186	NA	NA
Videocard Name	Passmark G3D Mark (higher is better)	Rank (lower is better)	Videocard Value (higher is better)	Price (USD)
<a href="#">RADEON X600 PRO</a>	67	2155	<a href="#">0.42</a>	<a href="#">\$160.49*</a>
<a href="#">RADEON X600 SE</a>	49	2208	<a href="#">0.87</a>	<a href="#">\$56.18*</a>
<a href="#">RADEON X600XT</a>	91	2079	NA	NA
<a href="#">RADEON X700</a>	72	2130	NA	NA
<a href="#">RADEON X700 PRO</a>	75	2121	NA	NA
<a href="#">RADEON X700 SE</a>	71	2134	NA	NA
<a href="#">RADEON X800 GT</a>	84	2098	NA	NA
<a href="#">RADEON X800 GTO</a>	114	2005	NA	NA
<a href="#">RADEON X800 PRO</a>	64	2162	NA	NA
<a href="#">RADEON X800 PRO/GTO</a>	73	2127	NA	NA
<a href="#">RADEON X800 SE</a>	129	1958	NA	NA
<a href="#">RADEON X800 XL</a>	69	2144	NA	NA
<a href="#">RADEON X800 XT</a>	97	2062	NA	NA
<a href="#">RADEON X800 XT Platinum Edition</a>	81	2110	NA	NA
				NA
				NA

Videocard Name	Passmark G3D Mark (higher is better)	Rank (lower is better)	Videocard Value (higher is better)	Price (USD)
<a href="#">RADEON X850 XT</a>	81	2104	NA	NA
<a href="#">RADEON X850 XT Platinum Edition</a>	81	2104	NA	NA
<a href="#">Radeon X1050</a>	49	2207	NA	NA
<a href="#">Radeon X1200</a>	32	2286	NA	NA
<a href="#">Radeon X1250</a>	37	2258	NA	NA
<a href="#">Radeon X1270</a>	31	2291	NA	NA
<a href="#">Radeon X1300</a>	58	2178	<a href="#">0.61</a>	<a href="#">\$95.78*</a>
<a href="#">Radeon X1300 PRO</a>	84	2096	NA	NA
<a href="#">Radeon X1550</a>	66	2159	<a href="#">0.43</a>	<a href="#">\$155.00*</a>
<a href="#">Radeon X1550 64-bit</a>	47	2213	NA	NA
<a href="#">Radeon X1600</a>	49	2205	NA	NA
<a href="#">Radeon X1600 Pro</a>	98	2055	NA	NA
<a href="#">Radeon X1600 Pro / X1300XT</a>	69	2145	NA	NA
<a href="#">Radeon X1600 XT</a>	115	2000	NA	NA
<a href="#">Radeon X1650 GTO</a>	74	2123	NA	NA
<a href="#">Radeon X1650 Pro</a>	84	2093	<a href="#">0.53</a>	<a href="#">\$160.89*</a>
<a href="#">Radeon X1650 SE</a>	71	2135	NA	NA
<a href="#">Radeon X1700 Targa Edition</a>	116	1998	NA	NA
<a href="#">Radeon X1800 GTO</a>	140	1931	NA	NA
<a href="#">Radeon X1900 CrossFire Edition</a>	137	1943	NA	NA
<a href="#">Radeon X1900 GT</a>	145	1922	NA	NA
<a href="#">Radeon X1950 CrossFire Edition</a>	151	1908	NA	NA
<a href="#">Radeon X1950 GT</a>	106	2032	NA	NA
<a href="#">Radeon X1950 Pro</a>	112	2012	NA	NA
<a href="#">RADEON XPRESS 200</a>	29	2297	NA	NA
<a href="#">RADEON XPRESS 200 CROSSFIRE</a>	18	2338	NA	NA
<a href="#">RADEON XPRESS 200M</a>	22	2328	NA	NA
<a href="#">Radeon Xpress 1100</a>	34	2275	NA	NA
<a href="#">Radeon Xpress 1150</a>	29	2296	NA	NA
<a href="#">Radeon Xpress 1200</a>	35	2266	NA	NA
<a href="#">Radeon Xpress 1250</a>	42	2231	NA	NA
<a href="#">Radeon Xpress 1270</a>	26	2307	NA	NA
<a href="#">Radeon Xpress 1300</a>	52	2191	NA	NA
Passmark G3D Mark				Rank
Videocard Value				Price (USD)
				NA



Videocard Name	Passmark G3D Mark (higher is better)	Rank (lower is better)	Videocard Value (higher is better)	Price (USD)
<a href="#">RadeonT 680M</a>	5161	375	NA	NA
<a href="#">RadeonT 680M Ryzen 7 7735HS</a>	5161	375	NA	NA
<a href="#">RadeonT 760M</a>	5846	327	NA	NA
<a href="#">RadeonT 780M</a>	6981	282	NA	NA
<a href="#">RadeonT RX 6850M XT</a>	13847	121	NA	NA
<a href="#">Rage 128 Pro</a>	1	2514	NA	NA
<a href="#">RAGE 128 PRO AGP 4X TMDS</a>	1	2516	NA	NA
<a href="#">Rage Fury Pro/Xpert 2000 Pro</a>	3	2477	NA	NA
<a href="#">Red Hat QXL controller</a>	31	2289	NA	NA
<a href="#">RGH Drivers v3</a>	11	2358	NA	NA
<a href="#">RIVA TNT2 Model 64/Model 64 Pro</a>	3	2454	NA	NA
<a href="#">RIVA TNT2/TNT2 Pro</a>	3	2466	NA	NA
<a href="#">RTX 1000 Ada Generation Laptop GPU</a>	16306	87	NA	NA
<a href="#">RTX 2000 Ada Generation Laptop GPU</a>	15564	95	NA	NA
<a href="#">RTX 3000 Ada Generation Laptop GPU</a>	16877	78	NA	NA
<a href="#">RTX 3500 Ada Generation Laptop GPU</a>	21059	44	NA	NA
<a href="#">RTX 4000 Ada Generation</a>	25533	23	NA	NA
<a href="#">RTX 4000 Ada Generation Laptop GPU</a>	23240	29	NA	NA
<a href="#">RTX 4000 SFF Ada Generation</a>	20529	48	NA	NA
<a href="#">RTX 4500 Ada Generation</a>	22292	38	NA	NA
<a href="#">RTX 5000 Ada Generation</a>	22999	32	NA	NA
<a href="#">RTX 5000 Ada Generation Laptop GPU</a>	24495	26	NA	NA
<a href="#">RTX 6000 Ada Generation</a>	28659	13	NA	NA
<a href="#">RTX A500 Laptop GPU</a>	6901	288	NA	NA
<a href="#">RTX A1000 6GB Laptop GPU</a>	10153	189	NA	NA
<a href="#">RTX A1000 Laptop GPU</a>	9610	202	NA	NA
<a href="#">RTX A2000</a>	13763	124	<a href="#">18.93</a>	<a href="#">\$726.99*</a>
<a href="#">RTX A2000 8GB Laptop GPU</a>	10967	179	NA	NA
<a href="#">RTX A2000 12GB</a>	13689	126	NA	NA
<a href="#">RTX A2000 Laptop GPU</a>	10009	194	NA	NA
<a href="#">RTX A3000 12GB Laptop GPU</a>	14546	113	NA	NA
<a href="#">RTX A3000 Laptop GPU</a>	12537	152	NA	NA
<a href="#">RTX A4000</a>	19388	59	<a href="#">25.85</a>	<a href="#">\$749.99*</a>
<a href="#">RTX A4000 Laptop GPU</a>	15432	100	NA	NA
				<a href="#">\$1,079.99*</a>

Videocard Name	Passmark G3D Mark (higher is better)	Rank (lower is better)	Videocard Value (higher is better)	Price (USD)
<a href="#">RTX A4000 Embedded GPU</a>	17403	73	NA	NA
<a href="#">RTX A4500 Laptop GPU</a>	17403	73	NA	NA
<a href="#">RTX A5000</a>	23064	30	<a href="#">10.34</a>	<a href="#">\$2,229.99*</a>
<a href="#">RTX A5000 Laptop GPU</a>	15929	91	NA	NA
<a href="#">RTX A5500</a>	20992	45	<a href="#">9.67</a>	<a href="#">\$2,169.99*</a>
<a href="#">RTX A5500 Laptop GPU</a>	17434	72	NA	NA
<a href="#">RTX A6000</a>	22882	33	<a href="#">5.57</a>	<a href="#">\$4,109.99*</a>
<a href="#">RV530 PRO</a>	118	1989	NA	NA
<a href="#">Ryzen 3 4300G with Radeon Graphics</a>	2050	725	NA	NA
<a href="#">Ryzen 3 4300GE with Radeon Graphics</a>	2272	673	NA	NA
<a href="#">Ryzen 3 4300U with Radeon Graphics</a>	1349	938	NA	NA
<a href="#">Ryzen 3 5300G with Radeon Graphics</a>	1949	754	NA	NA
<a href="#">Ryzen 3 5300GE with Radeon Graphics</a>	2062	720	NA	NA
Videocard Name	Passmark G3D Mark (higher is better)	Rank (lower is better)	Videocard Value (higher is better)	Price (USD)
<a href="#">Ryzen 3 5300U with Radeon Graphics</a>	1545	877	NA	NA
<a href="#">Ryzen 3 5400U with Radeon Graphics</a>	1577	864	NA	NA
<a href="#">Ryzen 3 5425U with Radeon Graphics</a>	1677	833	NA	NA
<a href="#">Ryzen 3 7330U with Radeon Graphics</a>	1758	809	NA	NA
<a href="#">Ryzen 3 PRO 4200GE with Radeon Graphics</a>	1748	812	NA	NA
<a href="#">Ryzen 3 PRO 4300U with Radeon Graphics</a>	1542	879	NA	NA
<a href="#">Ryzen 3 Pro 4350G with Radeon Graphics</a>	2167	697	NA	NA
<a href="#">Ryzen 3 PRO 4350GE with Radeon Graphics</a>	1885	773	NA	NA
<a href="#">Ryzen 3 PRO 4450U with Radeon Graphics</a>	1559	872	NA	NA
<a href="#">Ryzen 3 PRO 5350G with Radeon Graphics</a>	2330	656	NA	NA
<a href="#">Ryzen 3 PRO 5350GE with Radeon Graphics</a>	2238	683	NA	NA
<a href="#">Ryzen 3 PRO 5450U with Radeon Graphics</a>	1601	860	NA	NA
<a href="#">Ryzen 3 PRO 5475U with Radeon Graphics</a>	1431	917	NA	NA
<a href="#">Ryzen 3 PRO 7330U with Radeon Graphics</a>	1984	742	NA	NA
<a href="#">Ryzen 5 2500U with Radeon Vega</a>	1503	894	NA	NA
<a href="#">Ryzen 5 4500U with Radeon Graphics</a>	1817	798	NA	NA
<a href="#">Ryzen 5 4600G with Radeon Graphics</a>	2377	643	NA	NA
<a href="#">Ryzen 5 4600H with Radeon Graphics</a>	2219	690	NA	NA
<a href="#">Ryzen 5 4600HS with Radeon Graphics</a>	8370	235	NA	NA
				NA
				NA

Videocard Name	Passmark G3D Mark (higher is better)	Rank (lower is better)	Videocard Value (higher is better)	Price (USD)
<a href="#">Ryzen 5 5600G with Radeon Graphics</a>	2581	608	NA	NA
<a href="#">Ryzen 5 5600GE with Radeon Graphics</a>	2601	601	NA	NA
<a href="#">Ryzen 5 5600H with Radeon Graphics</a>	2410	635	NA	NA
<a href="#">Ryzen 5 5600U with Radeon Graphics</a>	2181	694	NA	NA
<a href="#">Ryzen 5 5625U with Radeon Graphics</a>	1990	741	NA	NA
<a href="#">Ryzen 5 6600HS Creator Edition</a>	3685	482	NA	NA
<a href="#">Ryzen 5 6600U with Radeon Graphics</a>	3233	524	NA	NA
<a href="#">Ryzen 5 7530U with Radeon Graphics</a>	2355	650	NA	NA
<a href="#">Ryzen 5 7535U with Radeon Graphics</a>	3529	496	NA	NA
<a href="#">Ryzen 5 PRO 4400G with Radeon Graphics</a>	2305	664	NA	NA
<a href="#">Ryzen 5 PRO 4400GE with Radeon Graphics</a>	1441	911	NA	NA
<a href="#">Ryzen 5 PRO 4500U with Radeon Graphics</a>	2007	736	NA	NA
<a href="#">Ryzen 5 Pro 4650G with Radeon Graphics</a>	2401	639	NA	NA
<a href="#">Ryzen 5 PRO 4650GE with Radeon Graphics</a>	2104	710	NA	NA
<a href="#">Ryzen 5 PRO 4650U with Radeon Graphics</a>	1725	824	NA	NA
<a href="#">Ryzen 5 PRO 5650G with Radeon Graphics</a>	2500	620	NA	NA
<a href="#">Ryzen 5 PRO 5650GE with Radeon Graphics</a>	2458	627	NA	NA
<a href="#">Ryzen 5 PRO 5650U with Radeon Graphics</a>	2038	727	NA	NA
<a href="#">Ryzen 5 PRO 5675U with Radeon Graphics</a>	1732	818	NA	NA
<a href="#">Ryzen 5 PRO 6650U</a>	3519	498	NA	NA
<a href="#">Ryzen 5 PRO 6650U with Radeon Graphics</a>	3575	490	NA	NA
<a href="#">Ryzen 5 PRO 7530U with Radeon Graphics</a>	2157	699	NA	NA
<a href="#">Ryzen 7 2700U with Radeon Vega</a>	1617	853	NA	NA
<a href="#">Ryzen 7 4700G with Radeon Graphics</a>	2186	693	NA	NA
<a href="#">Ryzen 7 4700GE with Radeon Graphics</a>	2496	622	NA	NA
<a href="#">Ryzen 7 4700U with Radeon Graphics</a>	2034	728	NA	NA
<a href="#">Ryzen 7 4800H with Radeon Graphics</a>	2113	707	NA	NA
Videocard Name	Passmark G3D Mark (higher is better)	Rank (lower is better)	Videocard Value (higher is better)	Price (USD)
<a href="#">Ryzen 7 4800U with Radeon Graphics</a>	2343	652	NA	NA
<a href="#">Ryzen 7 5700G with Radeon Graphics</a>	2810	569	NA	NA
<a href="#">Ryzen 7 5700GE with Radeon Graphics</a>	2656	592	NA	NA
<a href="#">Ryzen 7 5700U with Radeon Graphics</a>	2247	682	NA	NA
				NA
				NA

Videocard Name	Passmark G3D Mark (higher is better)	Rank (lower is better)	Videocard Value (higher is better)	Price (USD)
<a href="#">Ryzen 7 5800U with Radeon Graphics</a>	2318	659	NA	NA
<a href="#">Ryzen 7 5825U with Radeon Graphics</a>	2318	659	NA	NA
<a href="#">Ryzen 7 6800H</a>	5247	363	NA	NA
<a href="#">Ryzen 7 6800H with Radeon Graphics</a>	4921	394	NA	NA
<a href="#">Ryzen 7 6800HS</a>	5237	365	NA	NA
<a href="#">Ryzen 7 6800HS Creator Edition</a>	5345	354	NA	NA
<a href="#">Ryzen 7 6800HS with Radeon Graphics</a>	6867	289	NA	NA
<a href="#">Ryzen 7 6800U</a>	5006	391	NA	NA
<a href="#">Ryzen 7 6800U with Radeon Graphics</a>	4844	398	NA	NA
<a href="#">Ryzen 7 7730U with Radeon Graphics</a>	2399	640	NA	NA
<a href="#">Ryzen 7 7735HS with Radeon Graphics</a>	5306	359	NA	NA
<a href="#">Ryzen 7 Extreme Edition</a>	2226	687	NA	NA
<a href="#">Ryzen 7 Pro 4750G with Radeon Graphics</a>	2681	590	NA	NA
<a href="#">Ryzen 7 PRO 4750GE with Radeon Graphics</a>	2549	611	NA	NA
<a href="#">Ryzen 7 PRO 4750U with Radeon Graphics</a>	2029	729	NA	NA
<a href="#">Ryzen 7 PRO 5750G with Radeon Graphics</a>	2439	628	NA	NA
<a href="#">Ryzen 7 PRO 5750GE with Radeon Graphics</a>	2546	612	NA	NA
<a href="#">Ryzen 7 PRO 5850U with Radeon Graphics</a>	2272	672	NA	NA
<a href="#">Ryzen 7 PRO 5875U with Radeon Graphics</a>	2067	719	NA	NA
<a href="#">Ryzen 7 PRO 6850HS with Radeon Graphics</a>	3736	475	NA	NA
<a href="#">Ryzen 7 PRO 6850U</a>	5580	338	NA	NA
<a href="#">Ryzen 7 PRO 6850U with Radeon Graphics</a>	5042	386	NA	NA
<a href="#">Ryzen 7 PRO 6860Z</a>	5076	380	NA	NA
<a href="#">Ryzen 7 PRO 6860Z with Radeon Graphics</a>	4788	402	NA	NA
<a href="#">Ryzen 7 PRO 7730U with Radeon Graphics</a>	2634	596	NA	NA
<a href="#">Ryzen 9 4900HS with Radeon Graphics</a>	7418	272	NA	NA
<a href="#">Ryzen 9 5900HS with Radeon Graphics</a>	5570	340	NA	NA
<a href="#">Ryzen 9 5900HX with Radeon Graphics</a>	2900	554	NA	NA
<a href="#">Ryzen 9 6900HS</a>	8005	249	NA	NA
<a href="#">Ryzen 9 6900HS with Radeon Graphics</a>	6331	306	NA	NA
<a href="#">Ryzen 9 6900HX with Radeon Graphics</a>	5319	358	NA	NA
<a href="#">Ryzen 9 PRO 6950H</a>	5758	332	NA	NA
<a href="#">Ryzen 9 PRO 6950HS with Radeon Graphics</a>	5067	381	NA	NA
<a href="#">S3 5400EW</a>	146	1920	NA	NA
				NA

Videocard Name	Passmark G3D Mark (higher is	Rank (lower is	Videocard Value (higher is	Price (USD)
<u>S3 Chrome S20 DDR2</u>	33	2278	NA	NA
<u>S3 Chrome S27 DDR3</u>	33	2278	NA	NA
<u>S3 Inc. Savage4</u>	3	2475	NA	NA
<u>S3 ProSavageDDR</u>	1	2513	NA	NA
<u>S3 SuperSavage/IXC 1014</u>	1	2507	NA	NA
<u>SAPPHIRE RADEON 9000 ATLANTIS PRO</u>	5	2411	NA	NA
<u>SAPPHIRE RADEON 9600 ATLANTIS</u>	47	2215	NA	NA
<u>Sapphire RADEON X800 GT</u>	112	2015	NA	NA
Videocard Name	Passmark G3D Mark (higher is better)	Rank (lower is better)	Videocard Value (higher is better)	Price (USD)
<u>SAPPHIRE Radeon X1550</u>	61	2169	NA	NA
<u>Seria Mobility Radeon HD 3400</u>	124	1970	NA	NA
<u>Seria Radeon HD 7700</u>	1603	859	NA	NA
<u>SUMO 964A</u>	497	1563	NA	NA
<u>SUMO 9640</u>	650	1369	NA	NA
<u>SUMO 9644</u>	465	1597	NA	NA
<u>Surface Duo Adreno 640 GPU</u>	592	1443	NA	NA
<u>T400</u>	3630	487	<a href="#">20.17</a>	<a href="#">\$179.99*</a>
<u>T400 4GB</u>	3733	477	NA	NA
<u>T500</u>	3709	479	NA	NA
<u>T550 Laptop GPU</u>	4844	397	NA	NA
<u>T600</u>	6464	302	<a href="#">26.94</a>	<a href="#">\$239.99*</a>
<u>T600 Laptop GPU</u>	7083	280	NA	NA
<u>T1000</u>	7687	264	<a href="#">16.69</a>	<a href="#">\$460.49</a>
<u>T1000 8GB</u>	7619	266	NA	NA
<u>T1200 Laptop GPU</u>	7841	258	NA	NA
<u>TENSOR 1.0 Driver Intel HD 630</u>	1299	954	NA	NA
<u>Tesla C2050</u>	3175	532	<a href="#">11.76</a>	<a href="#">\$269.99*</a>
<u>Tesla C2050 / C2070</u>	3428	507	NA	NA
<u>Tesla C2070</u>	2839	562	<a href="#">4.70</a>	<a href="#">\$604.00*</a>
<u>Tesla C2075</u>	3016	545	<a href="#">4.67</a>	<a href="#">\$646.00*</a>
<u>Tesla K20m</u>	4330	434	NA	NA
<u>Tesla K20Xm</u>	2917	552	NA	NA
<u>Tesla K40c</u>	4494	421	NA	NA
				NA
				<a href="#">\$593.95*</a>

Videocard Name	Passmark G3D Mark (higher is better)	Rank (lower is better)	Videocard Value (higher is better)	Price (USD)
<a href="#">Tesla M2</a>	1000	510	<a href="#">91.10</a>	<a href="#">\$100.00</a>
<a href="#">Tesla M10</a>	3171	533	<a href="#">1.18</a>	<a href="#">\$2,695.00*</a>
<a href="#">Tesla M40</a>	10182	187	<a href="#">16.97</a>	<a href="#">\$600.00*</a>
<a href="#">Tesla M40 24GB</a>	10474	183	NA	NA
<a href="#">Tesla M60</a>	7927	252	<a href="#">10.06</a>	<a href="#">\$787.90*</a>
<a href="#">Tesla M2070-Q</a>	1305	951	NA	NA
<a href="#">Tesla P4</a>	8909	224	NA	NA
<a href="#">Tesla P40</a>	12677	148	NA	NA
<a href="#">Tesla P100-PCIE-16GB</a>	7225	277	NA	NA
<a href="#">Tesla T4</a>	10908	180	<a href="#">2.47</a>	<a href="#">\$4,420.46*</a>
<a href="#">Tesla T10</a>	12650	150	NA	NA
<a href="#">Tesla V100-PCIE-16GB</a>	12632	151	NA	NA
<a href="#">TITAN RTX</a>	19985	51	<a href="#">8.30</a>	<a href="#">\$2,409.20*</a>
<a href="#">TITAN V</a>	19772	54	<a href="#">9.89</a>	<a href="#">\$1,999.99*</a>
<a href="#">TITAN V CEO Edition</a>	16987	77	NA	NA
<a href="#">TITAN Xp COLLECTORS EDITION</a>	19209	61	NA	NA
<a href="#">TRINITY DEVASTATOR MOBILE</a>	699	1324	NA	NA
<a href="#">TRINITY SCRAPPER MOBILE</a>	498	1562	NA	NA
<a href="#">V9560XT</a>	6	2387	NA	NA
<a href="#">Vanta/Vanta LT</a>	3	2479	NA	NA
<a href="#">VIA Chrome9 HC3 IGP</a>	2	2491	NA	NA
<a href="#">VIA Chrome9 HC IGP</a>	4	2440	NA	NA
<a href="#">VIA Chrome9 HC IGP Family</a>	3	2452	NA	NA
Videocard Name	Passmark G3D Mark (higher is better)	Rank (lower is better)	Videocard Value (higher is better)	Price (USD)
<a href="#">VIA Chrome9 HC IGP Family WDDM</a>	3	2464	NA	NA
<a href="#">VIA Chrome9 HC IGP Prerelease WDDM 1.1</a>	2	2503	NA	NA
<a href="#">VIA Chrome9 HC IGP WDDM</a>	2	2487	NA	NA
<a href="#">VIA Chrome9 HC IGP WDDM 1.1</a>	3	2468	NA	NA
<a href="#">VIA Chrome9 HCM IGP</a>	1	2511	NA	NA
<a href="#">VIA Chrome9 HD IGP</a>	9	2363	NA	NA
<a href="#">VIA/S3G C-645/640 GPU</a>	132	1954	NA	NA
<a href="#">VIA/S3G Chrome 645/640 GPU</a>	109	2027	NA	NA
<a href="#">VIA/S3G DeltaChrome IGP</a>	3	2470	NA	NA
				NA
				NA

Videocard Name	Passmark G3D Mark (higher is better)	Rank (lower is better)	Videocard Value (higher is better)	Price (USD)
<u><a href="#">VIA/S3G UniChrome Pro IGP</a></u>	5	2395	NA	NA
<u><a href="#">VIA/S3G UniChromeII</a></u>	5	2395	NA	NA
<u><a href="#">VisionTek Radeon 7000</a></u>	1	2508	NA	NA
<u><a href="#">WinFast A250 LE</a></u>	4	2421	NA	NA
<u><a href="#">Xabre</a></u>	5	2412	NA	NA
<u><a href="#">XGI Volari Family v1.13.23.D_V</a></u>	4	2431	NA	NA
<u><a href="#">ZX Chrome 645/640 GPU</a></u>	147	1919	NA	NA

\* - Last price seen from our affiliates.

Software

- [BurnInTest](#)
- [PerformanceTest](#)
- [OSForensics](#)
- [MemTest86](#)
- [WirelessMon](#)
- [Management Console](#)
- [Zoom Search Engine](#)
- [Free Software](#)

Hardware

- [USB3.0 Loopback Plugs](#)
- [USB2.0 Loopback Plugs](#)
- [PCIe Test Cards](#)
- [USB Power Delivery Tester](#)
- [Serial and Parallel Loopback Plugs](#)
- [USB Short Circuit Testers](#)

Benchmarks

- [CPU Benchmarks](#)
- [Video Card Benchmarks](#)
- [Hard Drive Benchmarks](#)
- [RAM Benchmarks](#)
- [PC Systems Benchmarks](#)
- [Software Marketshare](#)
- [Database Benchmarks](#)
- [Android Benchmarks](#)
- [iOS Benchmarks](#)
- [Internet Bandwidth](#)

About Us

- [Company](#)
- [Contact Us](#)
- [The Press Room](#)

Services

- [Store](#)
- [Support](#)
- [Forums](#)

International

- [Disclaimer](#)
- [Refunds](#)
- [Privacy](#)
- [Social](#)

